

Turning visions into results: unraveling the distinctive paths of leading with vision and autonomy to goal achievement

Turning
visions into
results

133

Thomas K. Maran

*Department of Strategic Management and Leadership, University of Innsbruck,
Innsbruck, Austria and
LeadershipWerk, Vaduz, Liechtenstein*

Urs Baldegger

University of Liechtenstein, Vaduz, Liechtenstein, and

Kilian Klösel

*School of Management Fribourg (HEG-FR),
University of Applied Sciences and Arts Western Switzerland (HES-SO),
Fribourg, Switzerland*

Received 8 June 2021
Revised 21 September 2021
9 November 2021
Accepted 16 November 2021

Abstract

Purpose – Leading with vision while granting employees autonomy is one effective organizational response to the demands of a dynamic external environment. The former is thought to align followers' behavior by providing guidance, the latter to increase variance in their behavior by relinquishing control; both exert beneficial but distinct effects on organizational performance. What has remained uncharted heretofore is how these leader behaviors shape their followers' cognition and, subsequently, yield improvements in performance. The authors argue that a leader's vision communication transforms followers' cognitive representation of their work. This not only enables them to specify their goals in alignment with the vision (goal clarity) but also to locate the meaning of their work within the bigger picture of the vision (construal level). By contrast, perceived autonomy in terms of power-sharing might directly affect followers' work engagement more narrowly.

Design/methodology/approach – The authors tested the model on a sample of 408 employees from eleven enterprises of a holding company. In the survey, employees reported perceived vision communication and autonomy provided by their leader. Furthermore, the authors assessed the employees' goal attainment. To capture how employees represent their daily work activities, the authors measured their construal level and their goal clarity.

Findings – The results show that both perceived vision communication and granted autonomy improve employees' goal achievement. Moreover, two processes mediate the relationship between vision communication and goal achievement in followers: first, specifying goals in terms of clarity; second, composing a higher-level mental construal of their work. In contrast, no mediation of empowering leader behaviors was found.

Originality/value – Better goal achievement through visionary leadership is therefore achieved through cognitive alignment of followers, while leader-granted autonomy acts as a motivational tool directly on performance.

Keywords Autonomy, Goal achievement, Construal level, Empowering leadership, Visionary leadership

Paper type Research paper

© Thomas K. Maran, Urs Baldegger and Kilian Klösel. Published by Emerald Publishing Limited. This article is published under the Creative Commons Attribution (CC BY 4.0) licence. Anyone may reproduce, distribute, translate and create derivative works of this article (for both commercial and non-commercial purposes), subject to full attribution to the original publication and authors. The full terms of this licence may be seen at <http://creativecommons.org/licences/by/4.0/legalcode>

The authors thank Willi Prettl, Manuel Schmuker and Fabian Baldinger for the support during the empirical investigation and helpful comments on earlier versions of this paper.



Leadership & Organization
Development Journal
Vol. 43 No. 1, 2022
pp. 133-154
Emerald Publishing Limited
0143-7739

DOI 10.1108/LODJ-06-2021-0268

1. Introduction

Today's world is a VUCA world; it is characterized by high volatility, uncertainty, complexity and ambiguity (Bennett and Lemoine, 2014). The ongoing augmentation of workplace demands and the accelerating cadence of technological innovations are mutually reinforcing. In a fast-changing knowledge economy that breeds disruptive technologies and business models (Li *et al.*, 2021), an agile workforce drives organizations' competitiveness. Organizations that aim to increase their agility can benefit from allowing their employees the flexibility to make decisions on their own, effectively granting them competencies that are typically reserved for leaders. At the same time, agile organizations need to ensure that their employees utilize the additional freedom in line with the company's goals. While allowing room for initiative increases the variance in employee behavior, making them adhere to the strategic vision reduces it. To address this seeming dilemma, leaders should respond to this challenge by providing both autonomy and direction, hence they should practice a leadership style that creates flexibility through empowering behaviors and alignment through visionary behaviors (Rosing *et al.*, 2011; Pearce, 2004). More pointedly stated that they should maintain control and let go of control (Kearney *et al.*, 2019).

Yet, although this leader-centric picture is supported by compelling evidence (Kearney *et al.*, 2019; Zacher *et al.*, 2016; Van Knippenberg and Stam, 2014; Berson *et al.*, 2015), it lacks the followers' perspective. Neither providing a vision (Berson and Halevy, 2014) nor granting autonomy (Wong and Giessner, 2018) by a leader necessarily results in better goal achievement by followers. The missing link that connects leader behavior to its desired outcomes are the followers and their way of making sense of how they perceive their leader's behavior (Brown, 2018; Hollander, 1958; Salancik and Pfeffer, 1978; Lord and Emrich, 2000). Leadership is a bidirectional process between leaders and followers, wherein followers are not merely passive recipients, but active agents who make sense of the abundant information they are exposed to (Bandura, 1986; Grant and Ashford, 2008; Lord *et al.*, 2020). Thus, leader behavior is an important input for followers in the workplace, but its outcomes depend on how followers perceive, interpret and act upon it (Brown, 2018; Lord *et al.*, 2020). While visionary and empowering leadership are effective organizational responses to the demands of a dynamic environment, followers' cognitions can be an important but hitherto neglected impediment or reinforcement to their effectiveness.

The present study aims to examine how followers' information processing translates perceived leader behaviors into improved performance. More specifically, we examine how perceived visionary and empowering leader behaviors shape the cognitive representations of work activity in their followers and thus facilitate performance benefits. We capture followers' cognitive representations of work activity through the way followers specify the goals of their daily activities (goal clarity) and generalize to the overarching purpose of their activities (construal level). We conducted a study among employees of eleven companies of a holding company to examine the degrees to which both activities influence the connection between leader behaviors and goal achievement.

Our research contributes to the current literature in three important ways. First, connecting with previous work (Kohles *et al.*, 2012; Wong and Giessner, 2018), we use a follower-centric approach to vision communication and granting autonomy (Brown, 2018). Rather than focusing on leader behavior or its perception, we take a look at the way followers' information processing (level of construal, goal clarity) is influenced by either empowering or visionary leader behaviors. By doing so we connect followers' perceptions of empowering and visionary leader behaviors by followers not only to goal setting theory (Locke, 1999; Locke and Latham, 2002) but also to construal level theory (Trope and Liberman, 2010; Wiesenfeld *et al.*, 2017).

Second, the study contributes to our understanding of how vision communication and granting autonomy affects follower effectiveness. We examine two distinct pathways,

namely the clarity of the followers' goals and the abstractness of the followers' representations of their work activities. Both might influence the relationship between followers' reception of a leaders' vision, granted autonomy and their goal achievement (Kohles *et al.*, 2012; Raub and Robert, 2010).

Third, we elucidate the distinct effects of empowering and visionary leader behaviors on followers' cognition. This is an important contribution because both leadership styles have been conceptualized in overlapping ways in the past, resulting in redundancy between both repertoires of behaviors (Banks *et al.*, 2016; Van Knippenberg and Sitkin, 2013). For example, behaviors such as communicating information about the overall organizational goals are conceptualized and assessed as empowering leader behaviors (Arnold, 2000; Amundsen and Martinsen, 2014; Li *et al.*, 2021; Kim and Beehr, 2020), which conflates visionary and empowering leadership and thus makes it difficult to examine their distinctive effects on followers.

2. Theory and hypothesis

2.1 Visionary leadership

"You've got to think about big things while you're doing small things so that all the small things go in the right direction" (Toffler, 1970). A vision is a tangible representation of the company's long-term goals, effectively describing its idealized future state (Van Knippenberg and Stam, 2014; Yukl and Gardner, 2020). By communicating a clear vision, the leader provides an umbrella under which followers set goals, which are thus aligned with the overall, strategic, long-term goals (Westley and Mintzberg, 1989). Therefore, a compelling vision fosters alignment of followers' activities with the organization's proposed end-state, rather than leaving the objective of an organization's activities open (Koryak *et al.*, 2018). A clear vision helps to coordinate the actions of the people within an organization (Carton *et al.*, 2014; Gordon and Martin, 2019; Stam *et al.*, 2014).

The reasons why a vision matters when leading an organization have been shown in many studies and across a plethora of outcomes, such as organizational change (Venus *et al.*, 2018; Westley and Mintzberg, 1989), company growth (Filion, 1991) and follower performance (Berson *et al.*, 2015; Kearney *et al.*, 2019). For example, Baum *et al.* (1998) show in a study on smaller, strongly growth-oriented organizations that the boards of the fastest-growing companies also led in the most visionary way (Baum *et al.*, 2001). Visionary leadership is most often operationalized in these studies as the specific behavior of communicating the vision. Therefore, it is not the mere existence of a vision that influences followers, but the effective communication of it (Kirkpatrick, 2009). Once the vision has been effectively communicated to and received by the followers, they internalize it. In other words, followers' self-image gets connected with the collective's future (Griffith *et al.*, 2018; Howell and Shamir, 2005; Shamir *et al.*, 1993). The appealing vision for the organization's future becomes the lens through which each follower sees their own possible future self (Stam *et al.*, 2014). This way, a leader's communication of a vision motivates followers to increase their efforts in order to realize the idealized future of their organization (Carton *et al.*, 2014; Kirkpatrick, 2016). These reasons lie at the heart of why envisioning has largely been considered as a hallmark of successful leadership (Baum *et al.*, 1998; Berson *et al.*, 2015, 2016; Greer *et al.*, 2012; Halevy *et al.*, 2011; Kohles *et al.*, 2012; Nanus, 1995). Moreover, the benefits of leading with vision have been demonstrated both in studies that include leader and follower perceptions of vision communication (Kopperud *et al.*, 2014) and in experimental intervention studies, where a higher degree of visionary behaviors consistently lead to better outcomes (Antonakis *et al.*, 2011; Meslec *et al.*, 2020; Ernst *et al.*, 2021).

- H1. Visionary leadership is positively related to individual goal achievement, such that higher visionary leadership is associated with higher goal achievement.

2.2 Empowering leadership

Empowering leaders give autonomy to their followers and support their development (Conger and Kanungo, 1988; Lorinkova *et al.*, 2012; Zhang and Bartol, 2010). In short, it involves a shift of power from leaders to highly skilled followers, who can make decisions independently and autonomously in their daily work (Amundsen and Martinsen, 2015), while leaders remain available as coaches and provide the necessary resources (Cho *et al.*, 2020; Kirkman and Rosen, 1999). This granting of autonomy through delegation of responsibility and authority distinguishes empowering leadership from other leadership styles and represents the core of empowering leadership (Thomas and Velthouse, 1990; Vecchio *et al.*, 2010). The other behaviors such as giving direction and motivating might serve to channel followers' autonomous activities in the right direction (Gonzalez-Mulé *et al.*, 2016).

Empowered employees plan their own daily activities and set their own goals, making them feel an increased sense of ownership (Ryan and Deci, 2000) and strengthening their task involvement (Zhang and Bartol, 2010). Further, it positively affects engagement, intrinsic motivation (Tang *et al.*, 2020), self-efficacy and commitment (Jung *et al.*, 2020; Zhang and Zhou, 2014). Therefore, empowering leadership is associated with improved performance outcomes at both the individual (Kearney *et al.*, 2019; Raub and Robert, 2010; Vecchio *et al.*, 2010; Zhang and Bartol, 2010) and team level (Chen *et al.*, 2011; Lorinkova *et al.*, 2012; Martin *et al.*, 2013). Moreover, previous studies show that both leader-reported and follower-perceived empowering behaviors predict their beneficial effects on work outcomes (Tekleab *et al.*, 2008), the causality of which has been proven experimentally (Martin *et al.*, 2013; Lorinkova *et al.*, 2012). In summary, granting autonomy may motivate followers to dedicate themselves more strongly to the achievement of their work objectives, leading to improved performance.

- H2. Leader-granted autonomy is positively related to individual goal achievement, such that higher degree of leader-granted autonomy is associated with higher goal achievement.

Potential downsides of empowering behaviors must be considered cautiously. Followers left leaderless may lack direction, engendering ungracious views of their leaders (Wong and Giessner, 2018). Empowering behaviors, above all the granting of too much autonomy, may easily be perceived by followers as a lack of leadership. If it is interpreted as leadership avoidance on the part of the manager, it will adversely affect follower outcomes (Cheong *et al.*, 2016; Humborstad and Kuvaas, 2013; Lorinkova *et al.*, 2012; Martin *et al.*, 2013; Yun *et al.*, 2006). Empowering leaders thus risk self-exacerbating coordination problems (Yukl and Gardner, 2020). It is therefore not surprising that some studies have found negative consequences of empowering leader behaviors, such as lower team performance (Cordery *et al.*, 2010) or lower employee satisfaction (Maynard *et al.*, 2007).

2.3 Visionary and empowering leader behaviors and followers' goal clarity

Both visionary and empowering behaviors do not necessarily deliver positive results for the organization: it is the followers who respond to the leader's behavior that create results. But it is unknown how these distinct leadership styles influence the cognition of followers in a way that allows beneficial effects to emerge. Follower-centric approaches to leadership emphasize the importance of how followers construct meaning from information in the workplace (Lord *et al.*, 2020; Brown, 2018). In other words, how they cognitively represent themselves, their activities and their workplace (Jennings *et al.*, 2021). Activities are mobilized by cognitively represented goals. Goal setting theory posits that goals exert a directional influence on behavior and regulate the effort exerted to achieve them (Locke and Latham, 2019). Therefore, clear goals focus both attention and efforts on activities relevant to the achievement of the

goal (Locke and Latham, 2002). Also, activities that are not necessary to achieve such goals tend to be curtailed, and performance is improved compared to more general “give your best” goals (Berson *et al.*, 2015; Jing *et al.*, 2020). This is because clarity about one’s goals reduces the uncertainty associated with vague goals and provides a benchmark for followers’ self-directed performance assessment. In this way, clear, specific goals can be used to achieve greater focus, with the commitment to achieving such goals increasing concomitantly (Berson *et al.*, 2015; Locke and Latham, 1984). Furthermore, actions are directed towards goals that have not yet been achieved, so that the work input is increased to reduce the tension between the current state and the desired end-state (Barsky, 2008).

Granting autonomy may instill a sense of self-determination (Ryan and Deci, 2000), hence leading to followers being more motivated to engage with preexisting goals, but it does not provide guidance. Although empowered followers have the freedom to set goals on their own, these individual goals are not necessarily aligned with the bigger picture, leading to a higher level of goal diversity and, in turn, to ambiguity rather than clarity (Nederveen Pieterse *et al.*, 2019). In a worst-case scenario, followers use their autonomy for activities that are not conducive to the overarching goals of the organization. Therefore, care must be taken to ensure that followers’ interpretations are aligned with organizational goals and that there are no misinterpretations that could lead activities in the wrong direction (Yukl and Gardner, 2020). By contrast, a vision serves as a guiding star, making sure that leaders and followers move in the same direction. After a clear vision is communicated, followers are shown how they can contribute to achieving that vision. Although a vision describes an abstract goal on a time horizon far longer than typical operational goals, it can improve goal clarity. For example, if the vision is “to achieve excellent financial returns through absolutely reliable, fast, punctual and competitive transportation of high priority goods and documents” (FedEx), this is more reliable and stable than the specific, short-term goal of delivering a certain number of packages per day; the latter can be affected, limited or prevented by a variety of factors. As the vision remains the same it increases planning reliability and enables a more focused approach that helps followers to clarify their goals. In fact, a vision is an effective tool for aligning an organization’s activities at every level (Koryak *et al.*, 2018). Therefore, we argue that communicating a vision promotes goal clarity.

Once followers comprehend the leaders’ vision, they see which goals and activities are useful to the vision and which are not. Improved goal clarity directs the attention of followers towards the relevant activities that are necessary to achieve the vision. This also lets them refrain from activities that are not contributing to the achievement of the shared vision, thereby helping to avoid any waste. Followers who succeed in gaining more clarity about their goals through the vision may deliver better results. In contrast, those followers who fail to let the vision inform their action plans may perform worse. Correspondingly, improved goal clarity might support followers’ goal achievement (Locke and Latham, 2019).

- H3. Visionary leadership is positively related to goal clarity, such that higher visionary leadership is associated with higher goal clarity.
- H4. Goal clarity indirectly influences the relationship between visionary leadership and goal achievement, such that higher visionary leadership leads to higher goal clarity and thus to higher goal achievement.

2.4 Visionary and empowering leader behaviors and followers’ construal level

Being able to clearly represent the goals of one’s activity does not prevent followers from short-term thinking. Metaphorically speaking, a person inside a forest will only recognize individual trees, while the entire forest only becomes visible from a distance. In a similar manner, followers need to shift the cognitive representation of their work activities away

from being myopic and concrete towards being more abstract, embedding their work in a bigger picture. The concept of different abstract and distal representations of an activity is formulated in construal level theory (Trope and Liberman, 2010; Wiesenfeld *et al.*, 2017). In this framework it is assumed that greater mental distance helps grasp the big picture (high-level construals), while a lesser distance is more intimately linked to details and to a shorter temporal horizon (low-level construals; Trope and Liberman, 2010). The construal level theory not only considers spatial distance but also other dimensions, such as abstractness, temporal distance or social distance (Gilead *et al.*, 2018).

The vision leaders provide is the idealized future end state of an organization; as such, it is abstract and distant in time (Carton *et al.*, 2014; Kirkpatrick, 2009). We argue that followers respond to a leader's vision communication by adapting their construal level from a lower, present-oriented construal of their work towards a higher, future-oriented construal level (Berson *et al.*, 2015; Vanderstukken *et al.*, 2019). The communication of a temporally distant desirable goal like a vision requires followers to focus on the big picture rather than on the details of working on one narrow goal followed by the next one (Berson *et al.*, 2015). Therefore, building a higher-level construal of their activities enables followers to connect their daily work with the leader's vision, causing them to experience meaning at work. This sense of meaning and purpose at work might build up followers' intrinsic motivation and thus inspire efforts to implement a leader's vision (Barrick *et al.*, 2012; Lepisto and Pratt, 2016; Carton *et al.*, 2014). Followers who are unable to redirect attention away from minute details, lower-level goals or proximal outcomes may get overstrained by visionary leader behaviors and perform worse. Those who are able to adapt their construal level, however, might plan their actions to be aligned with the overarching vision and experience meaning in their work, both of which lead to improved performance (Berson *et al.*, 2015).

H5. Visionary leadership is positively related to construal level, such that higher visionary leadership is associated with a higher construal level.

H6. Construal level will indirectly influence the relationship between visionary leadership and goal achievement, such that higher visionary leadership leads to higher construal level and thus to higher goal achievement.

3. Method and design

3.1 Design and procedure

To test the hypotheses, employees of eleven corporations of a holding company participated in an online survey that captured, first, their cognitive representations of their work activities and goals via their construal level and goal clarity; second, the degree to which they perceived their leader to grant autonomy and to communicate the vision to them; third, their self-reported level of goal achievement; and lastly, sociodemographic and organizational variables.

Since the companies were not uniformly German-speaking, the questionnaire survey platform offered the option of switching between different languages. The survey translation was provided by professional translators in German, English, Polish and Lithuanian. The link to the survey was sent out centrally by the University of — to show anonymity and independence. All items were measured on a Likert-type scale ranging from 1 = *strongly disagree* to 5 = *strongly agree*.

3.2 Sample

The final sample consisted of 408 participants (151 female; 257 male), whose age ranged from 16 to 75 years, $M = 45.95$, $SD = 12.21$. They were distributed between companies throughout

Europe and across different industries. Represented industries included insurance, retail, law, energy, manufacturing, engineering, chemical and various other types of services, with 52% of the respondents working in Germany and 33% in Switzerland or Austria. The remaining 15% were distributed among Poland and Lithuania. All participants gave informed consent to the use of their responses for research purposes.

3.3 Measures

To examine our research question in a cross-sectional design, it is important to emphasize the conceptual independence and distinctiveness of the constructs we consider. The constructs included in the model and their measurements are independent both in theory and in their operationalization in the questionnaires. For example, not only is it possible for leaders to grant autonomy without articulating a vision, but they can also provide a vision without either involving their followers in the decision-making or delegating the responsibility or leadership tasks to them (Kearney *et al.*, 2019). The same holds true for goal clarity and construal level: having a higher goal clarity does not necessarily engender having a lower construal level as well. Followers who adopt a lower construal level are overly focused on details and the present moment, whereas followers with a higher goal clarity have a clear understanding of what is expected from them, allowing them to navigate their behavior effectively (Berson *et al.*, 2015).

3.3.1 Leading through vision. We measured followers' perception of their leader's vision communication using six items that were established through prior research (De Luque *et al.*, 2008; Kearney *et al.*, 2019; Podsakoff *et al.*, 1990). All items capture only the leader's observable behavior of communicating a vision in order to avoid conflating visionary and empowering leader behaviors. We avoided adjectives that could influence the respondents positively, like "inspiring," "optimistic," or "compelling" (Kearney *et al.*, 2019). Respondents were asked about the extent to which their leader "talks about the future," "communicates a clear idea about what should be accomplished," "has a clear idea about what the future should look like," "communicates his/her vision of the future," and "states clearly where we are going." We calculated Cronbach's alpha values to assess the scales' reliability ($\alpha = 0.94$).

3.3.2 Leading through autonomy. To measure follower-perceived leader-granted autonomy, we used a selection of items from the empowering leadership scale (Amundsen and Martinsen, 2014). To extract only those items that are relevant to granting autonomy, we conducted an unrestricted maximum-likelihood factor analysis to reveal the instruments two-dimensionality and excluded the items that did display cross-loadings. As previously criticized, the measurement of empowering leadership includes generic, positively worded items that fit the stereotype of successful leadership but do not describe leadership behavior more concretely (Alvesson, 2020). The factor loadings obtained through the exploratory factor analysis revealed that these generically and positively phrased items were indeed not attributable to either factor. The final measure comprised four items. Further support for these four items is provided by an inductive analysis of the content. Respondents were asked to what extent their leader "conveys that I shall take responsibility" or "enables me to start tasks on my own initiative" ($\alpha = 0.91$).

3.3.3 Goal clarity. Goal clarity was measured using seven items based on the Goal Setting Questionnaire (Locke and Latham, 1984; Putz and Lehner, 2002; Kwan *et al.*, 2013). Specifically, the items asked how precisely the respondent knew "what I am supposed to do on my job," "by when I must have achieved my goals," or "how performance in the workplace is assessed" ($\alpha = 0.84$).

3.3.4 Construal level. Construal level was measured using four items that directly assess key elements like the level's abstractness and meaning (Trope and Liberman, 2010; Venus *et al.*, 2018). Respondents were asked to which extent they are "focused on the big picture

rather than on details” or “focused on the general meaning or overall effect of my work” ($\alpha = 0.78$).

3.3.5 Goal achievement. The measure for goal achievement was based on a self-assessment asking respondents about the extent to which their performance met their expectations (Walumbwa *et al.*, 2008). It was assessed on a five-point Likert scale ranging from 1 = *way below expectations* to 5 = *way above expectations*. An exemplary item reads “How well did you achieve the work targets you agreed upon with your supervisor?” ($\alpha = 0.75$).

3.3.6 Control variables. Given the broad range of organizations represented in our sample, we included age and organizational tenure as control variables. Due to local data protection restrictions, the values could only be collected in groups and it was not possible to additionally collect the respondents’ gender. Using hierarchical regression analyses, we found none of the control variables to be associated with visionary leadership or autonomy, but the effects of both leadership behaviors were significant (see also Amundsen and Martinsen, 2014).

3.3.7 Confirmatory factor analysis. To further ensure the discriminant validity of our scales and to control for common method bias, we performed confirmatory factor analysis. The expected five-factor model (visionary leadership, leader-granted autonomy, goal clarity, construal level and goal achievement) yielded an adequate fit to the data ($\chi^2 [200] = 576.89$, $p < 0.001$; RMSEA = 0.07; CFI = 0.93), that was better than the fit of alternative models; for example, compared to a four-factor model combining visionary leadership and leader-granted autonomy as one factor, $\chi^2 [204] = 1068.85$, $p < 0.001$; RMSEA = 0.10; CFI = 0.83. In summary, these CFA results confirm the discriminant validity. To test the potential effects of a common method bias, Harman’s single factor test was performed (Podsakoff and Organ, 1986). The results show that the proportion of resolved variance is 38.88%, indicating that a single common factor did not account for the majority of the variance (Podsakoff *et al.*, 2003). To further substantiate this result, we calculated partial correlations following the recommendation of Lindell and Whitney (2001). As construal level showed the lowest significant correlations with the criterion goal achievement (see Table 1), we used this factor for controlling common method variance (CMV) via partial correlations. Controlling for CMV reduced the significant correlation of all variables. However, the correlations of visionary leadership, autonomy and goal clarity with the criterion remained statistically significant even when CMV is controlled, and they are in line with the correlations shown in Table 1.

4. Results

To test our hypotheses, we analyzed our data in three steps. First, the relationships between visionary leadership, granted autonomy, construal level, goal clarity and goal achievement were determined by calculating the Pearson product-moment correlation coefficients. Next, we calculated ordinary least squares linear regression models to further test hypotheses 1 and 2 using SPSS 26. To test hypothesis 4 and hypothesis 6, which proposed an indirect effect on follower goal achievement by construal level and goal clarity, respectively, we

Table 1. Means, standard deviations and Pearson product-moment correlations for visionary leadership, autonomy, goal clarity, construal level and goal achievement

Variable	<i>M</i>	<i>SD</i>	1	2	3	4	5
1. Vision communication	3.39	0.94	–				
2. Autonomy	3.62	0.86	0.54*	–			
3. Goal clarity	3.77	0.74	0.62*	0.36*	–		
4. Construal level	3.36	0.72	0.29*	0.22*	0.23*	–	
5. Goal achievement	3.26	0.66	0.22*	0.24*	0.23*	0.16*	–

Note(s): $N = 408$, * $p < 0.001$, reliabilities are presented along the diagonal parentheses

performed regression analyses with the PROCESS macro for SPSS (Hayes, 2018). Our research model corresponded to model four in PROCESS. Correlations, reported as r , are considered a small effect if $r = \pm 0.10$, a medium effect if $r = \pm 0.30$ and a large effect if $r = \pm 0.50$. Rather than making a distinction between partial and full mediation (Preacher and Kelley, 2011) we focus on the indirect effects.

Finally, to test the hypotheses comprehensively, we conducted structured equation modeling using AMOS (version 26). To ensure model fit, we followed Kline's (2005) recommendation and calculated descriptive measures as (1) the Chi-square test statistics with the corresponding degrees of freedom and significance levels; (2) RMSEA with the corresponding 90% confidence interval, for which values lower than 0.05 indicate a close fit, values between 0.05 and 0.08 indicate a fair fit, values between 0.08 and 0.10 indicate a moderate fit, and values larger than 0.10 indicate a poor fit (Browne and Cudeck, 1993). We also calculated the ratio of chi-square value to degrees of freedom (Marsh *et al.*, 1988). Ratios in the range between 3 and 2 indicate an acceptable agreement between the model and the sample data (Arbuckle, 2007, p. 589). Furthermore, comparative measures of the increased model fit between the proposed and the independence model were computed (TLI, sufficient fit ≥ 0.95 , good fit ≥ 0.97 , Browne and Cudeck, 1993; Hu and Bentler, 1999).

First, correlational analyses revealed a link between visionary leadership and goal achievement ($r = 0.22, p < 0.001$; Table 1; Figure 1 for an overview). This finding supports hypothesis 1, which predicted visionary leadership to promote followers' goal achievement. Second, granted autonomy correlated with goal achievement ($r = 0.24, p \leq 0.001$), supporting our second hypothesis. The correlation between goal clarity and visionary leadership ($r = 0.62, p \leq 0.001$) provided evidence supporting hypothesis 3. Second, to further substantiate hypothesis 3, we performed ordinary squares linear regression analyses. The results showed that higher visionary leadership ($\beta = 0.67, p < 0.001$), but not more autonomy granted by the leader ($\beta = 0.01, p = 0.971$; see Figure 2), led to higher goal clarity. Therefore, hypothesis 3 was supported, which states that leaders' vision communication improves followers' goal clarity.

Further correlational analyses supported the relationship between visionary leadership and construal level ($r = 0.29, p < 0.001$). Therefore, visionary leadership could further direct the view and focus of followers more towards a higher construal level. Testing hypothesis 5 we found a significant effect of visionary leadership on construal level ($\beta = 0.27, p < 0.001$), but not for autonomy ($\beta = 0.10, p = 0.157$; see Figure 2). Therefore, we conclude that providing a vision leads to a higher construal of work activities among followers.

To test the indirect effects between vision communication and goal achievement, we performed analysis using PROCESS (Hayes, 2018; Table 2). Higher visionary leadership led to higher goal clarity ($\beta = 0.62, p < 0.001$), and higher goal clarity led to higher goal achievement ($\beta = 0.16, p = 0.014$). This evidence supported the indirect effect of goal clarity in the relationship between visionary leadership and goal achievement, thus supporting hypothesis 4.

Regarding hypothesis 6, the results revealed the indirect effect of construal level on goal achievement ($\beta = 0.10; p = 0.037$). Higher visionary leadership thus led to a broader, more general perspective ($\beta = 0.19; p = 0.002$), which in turn led to higher goal achievement, lending full support to hypothesis 6.

In the third step, we combined visionary leadership and granted autonomy in a structural equation model and tested whether performance was predicted by these leadership behaviors. The model is shown in Figure 3. We report standardized coefficients for the structural equation model. The observed data confirmed the structural equation model by sufficient fit ($\chi^2 [200] = 577, p < 0.001, \chi^2/df = 2.88; RMSEA = 0.07; TLI = 0.93$). The results thus confirmed the distinct positive effect of autonomy ($\beta = 0.13, p < 0.001$) and the indirect effect of visionary leadership ($\beta = -0.01, p = 0.879$) through goal clarity and construal level.

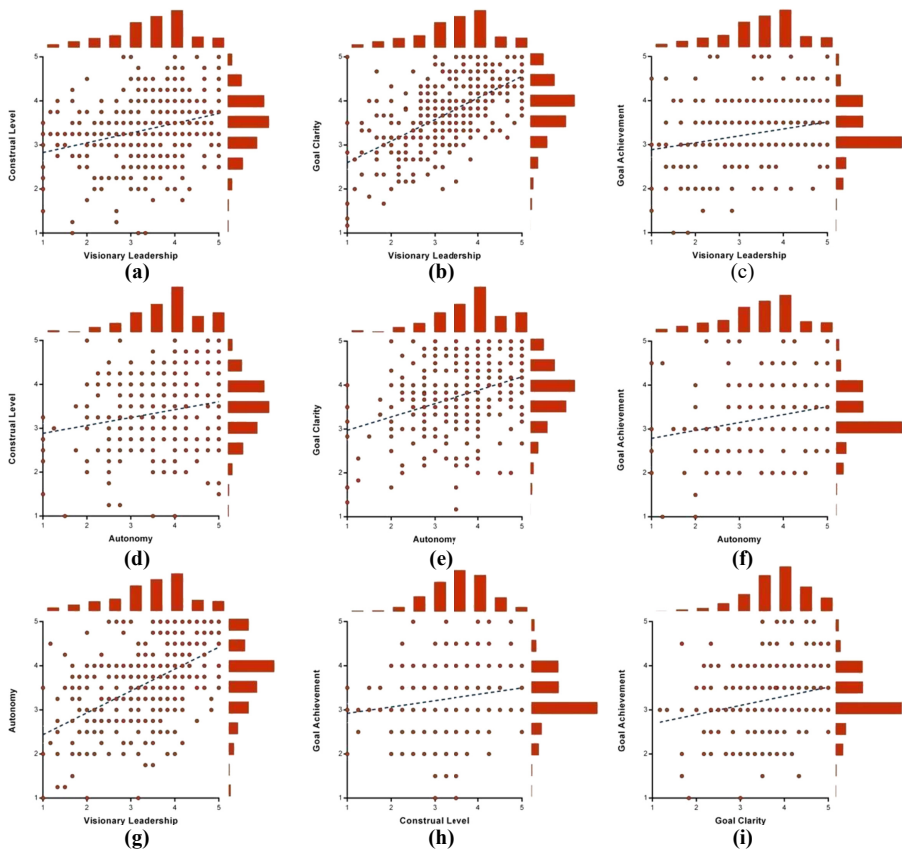


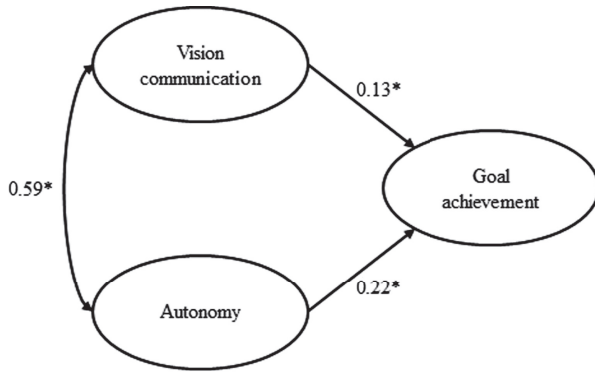
Figure 1. Correlations are displayed between vision communication (A, B, C, G), autonomy (D, E, F, G), construal level (A, D, H), goal clarity (B, E, I) and goal achievement (C, F, H, I)

Note(s): The unstandardized values ($N = 408$) are displayed with linear regressions and a 95% confidence interval. Histograms on either side of the graphs denote relative frequency distributions

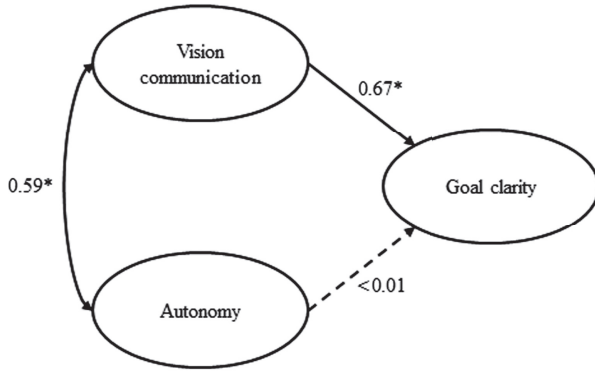
This effect is particularly interesting, since visionary leadership increased goal clarity ($\beta = 0.52, p < 0.001$) and construal level ($\beta = 0.25, p < 0.001$). In summary, greater autonomy had a direct effect on performance without goal clarity or construal level, meaning that more autonomy led to greater goal achievement. In contrast, there was a positive indirect effect of visionary leadership through goal clarity and construal level, which is in support of hypothesis 6.

5. Discussion

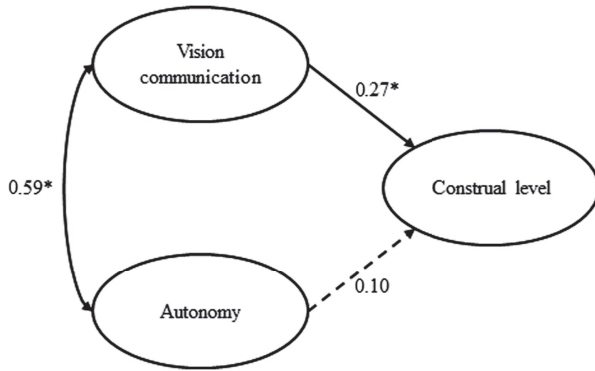
Leadership behaviors can be found anywhere on the antipodal continuum between retaining control and relinquishing control (Waldman and Bowen, 2016); they either narrow the variance in employee behavior through alignment or increase the variance through more discretion (Cheong et al., 2019; Hannah et al., 2020). Therefore, the adaptive use of these two distinctive repertoires of leader behaviors is effective when followers need to make swift and independent decisions but their actions need to remain aligned with the strategic goals of the organization at the same time. The present results show that followers who perceive their



(a)



(b)



(c)

Note(s): Standardized coefficient estimates are displayed, $N = 408$,
* $p < 0.001$

Figure 2.
Structural equation
models of the
relationship between
vision communication
and granted autonomy
(model A) as well as
goal clarity (model B)
and construal level
(model C)

leaders as both communicating a vision and granting autonomy have a greater confidence in their goal achievement (hypothesis 1, hypothesis 2). At the same time, the findings indicate that the performance gains attributable to perceived vision communication can be explained through the way this behavior changes followers' cognition. More specifically, results suggest that an increase in perceived vision communication led followers to build a clearer understanding of the goals of their work activity (hypothesis 3). This cognitive alignment in followers also improved their results (hypothesis 4). Beyond this, leaders' visionary aspirations led followers to build a higher construal of their work activities (hypothesis 5), which then can benefit their performance (hypothesis 6). Both changes in followers' information processing explain how vision communication translates into performance improvement. To conclude, results show visionary leadership to provide guidance to followers, which enables them to understand their daily work activities more thoroughly, both on an abstract and a specific level. In other words, perceiving a leaders' vision led followers first, to *abstract* a general meaning from their actions, and second, to specify clear individual goals to guide their actions (Berson *et al.*, 2015, 2016; Kearney *et al.*, 2019). In contrast, granting autonomy boosts performance but does not provide guidance, neither at an abstract nor at a specific level (Zhang and Bartol, 2010).

Table 2.
Direct and indirect
effects of vision
communication on goal
achievement

Effect	SE (HC3)	<i>T</i>	<i>p</i>	LLCI	ULCI	Effect	SE (HC3)	<i>T</i>	<i>p</i>	LLCI	ULCI
0.09	0.05	1.98	0.048	0.01	0.18	0.14	0.04	3.27	0.001	0.05	0.22
Mediator	Effect	SE		LLCI	ULCI	Mediator	Effect	SE		LLCI	ULCI
Goal	0.10	0.04		0.02	0.17	Construal	0.03	0.015		0.01	0.06
clarity						level					

Note(s): Number of bootstrap samples for calculating 95% bias-corrected bootstrap confidence intervals 50,000, *N* = 408

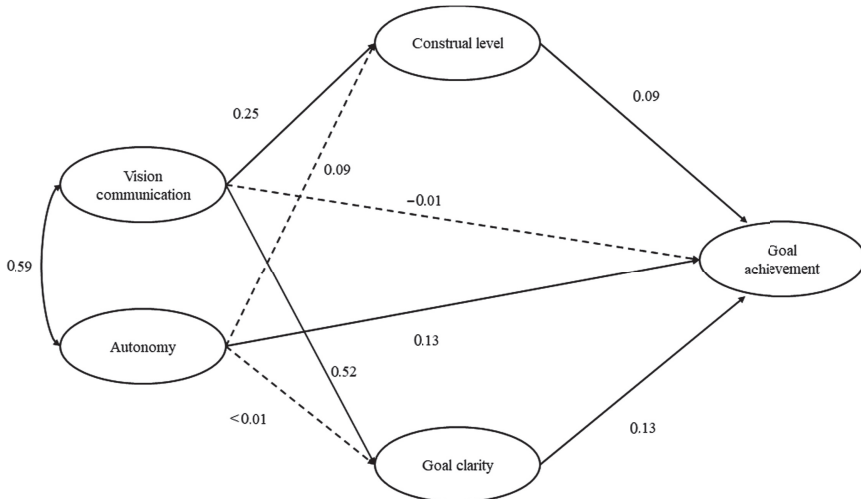


Figure 3.
Structural equation
model of the effects of
construal level and
goal clarity on the
relationship between
perceived leader
behaviors and goal
achievement

Note(s): Standardized coefficient estimates are displayed, *N* = 408

Our findings offer an insight into a core process of visionary leadership: the route of followers' information processing, which ties the perception of the leader's behavior to its results (Brown, 2018; Lord *et al.*, 2020). More specifically, our results reveal two distinct mechanisms through which visionary leaders change their followers' cognition and thus facilitate performance gains: not only do followers represent their activity at a higher construal level, but they also represent their activity with improved clarity. First, leaders who provide a vision stimulate their followers to shift the perception of their daily operations from regarding them as a mere chain of unrelated chores towards appraising each of them as one of many required steps on the path to create a better future. As a consequence, followers understand how they help achieve the organization's long-term vision through their work (Stillman *et al.*, 2018), resulting in better goal achievement; a notion that is supported by our findings. The experience of contributing to the achievement of an appealing vision could then connect the leader's vision with the followers' self-concept, turning the image of the organization's future into the followers' image of their own desired future (Stam *et al.*, 2014). Perceiving their work activities as embedded in the overarching vision permits followers to experience a sense of meaning in their work (Strange and Mumford, 2005; Van Knippenberg, 2020). It is this connection that is supposed to underlie the beneficial effects of visionary leadership on individual and team performance and could therefore account for our findings (Howell and Shamir, 2005; Shamir *et al.*, 1993). If followers succeed in *generalizing*, i.e. in shifting their focus from the details of their actions to the greater whole, the vision grows from being an element of strategic management into being an effective tool for leading people.

Second, acting as a stable reference point, leaders' vision increases planning reliability and enables a more focused approach, which enables followers to clarify and align their goals (Kirkpatrick, 2009). Thereby a vision forms a common umbrella for the individual efforts of followers. In fact, our results show that vision communication by leaders increases the clarity of goals among followers (Kearney *et al.*, 2019). Followers might thus be enabled to evaluate autonomously whether an activity contributes to the shared vision or not, the latter case prompting them to change their current activities to be in line with the vision and to refrain from those which are not (Latham and Locke, 1991). Thereby, the vision can prevent excessive diversity of goals and increase focus among followers (Nederveen Pieterse *et al.*, 2019; Locke and Latham, 2019). Providing followers with a clear understanding of what to do and what not to do facilitates their goal achievement. Therefore, leaders who provide a vision enable their followers to *specify*.

The finding that leading with autonomy boosts followers' performance is consistent with prior evidence on the beneficial effects of empowering leadership on various individual and organizational outcomes (Chen *et al.*, 2011; Lorinkova *et al.*, 2012; Martin *et al.*, 2013; Raub and Robert, 2010; Vecchio *et al.*, 2010; Zhang and Bartol, 2010). This finding fits well with a long-established principle of occupational psychology regarding job characteristics necessary to imbue activities with an intrinsically motivating quality (Hackman and Oldham, 1976; Simonet *et al.*, 2019; Wang *et al.*, 2020; Spreitzer, 1995). Self-determination theory (Ryan and Deci, 2000) assumes that the more autonomy followers are granted, the more self-determination they experience and the higher their work engagement will be. In fact, Humphrey *et al.* (2007) found autonomy to be the single best motivational characteristic and predictor for objective performance. Interestingly, in contrast to previous findings, our results question earlier evidence on leaders' promotion of autonomy resulting in increased goal clarity among followers (Kearney *et al.*, 2019). More specifically, our results show no effect of granting autonomy on followers' understanding of their goals or their ability to embed their goals into a bigger whole. This lack of an effect of granting autonomy on followers' cognitive representations of their work activities is not surprising. Leading with autonomy does not provide followers with any information that could guide their work-related cognitions. Therefore, we conclude that being granted autonomy by empowering

leaders is a conducive but not sufficient criterion for organizational progress: Autonomy can increase followers' motivation, adaptability and sovereignty, but without knowing the direction they should be moving towards, their efforts may be exerted in vain (Nederveen Pieterse *et al.*, 2019; Yukl and Gardner, 2020).

6. Practical implications

Our findings highlight the importance of a follower-centric perspective (Lord *et al.*, 2020). Proven leader behaviors do not necessarily translate into beneficial outcomes; rather their influence on followers is critical for the achievement of desired results (Brown, 2018). Therefore, beyond the use of visionary leader behaviors, leaders should ensure that followers can grasp their vision and extract information from it. Our findings show that followers can use this information to specify their work activity and embed it in a larger purpose (Van Knippenberg, 2020). Vision communication, therefore, acts as a form of cognitive restructuring that causes observable behavioral changes (Boyatzis and Akrivou, 2006). Leaders should therefore formulate a vision and then communicate it to their followers repeatedly (Van Knippenberg and Stam, 2014). The frequency of the message, the channel of communication and the formulation of the vision should be designed to make it easy for followers to comprehend the leader's idea. For example, if a vision is formulated more vividly and includes a small number of values, it is more effective (Carton *et al.*, 2014; Levin, 2000). In other words, if a leader wants to influence the cognition of their followers, they should also ensure that the vision message is received by recipients. Last, our results reinforce existing evidence showing that granting autonomy can be used as a leadership vitamin (Spreitzer, 1995; Ryan and Deci, 2000). Leaders who give employees more autonomy in a way that is appropriate to the situation can motivate them to deliver better results.

7. Limitations and future research directions

Although we have carefully tried to mitigate biases, the interpretations and implications derived from the findings must be regarded in light of the study's limitations. Their careful consideration provides four promising directions for future research: First, using more objective measurement approaches for leader behaviors beyond questionnaires; second, observing the concrete communication behaviors of leaders when they communicate their vision; third, capturing the content and linguistic features of leaders' vision; and fourth, adopting research designs that are less susceptible to bias.

First, recent theoretical and empirical work highlights the importance of observing leader behaviors, rather than relying solely on questionnaire data (Sitkin *et al.*, 2011; Van Knippenberg and Stam, 2014; Yukl and Gardner, 2020). Two examples for relevant aspects of vision communication are the channel for vision communication and the frequency of its communication. Observation in these domains could help to identify the most effective modalities through which leaders can impact follower's information processing more effectively. Second, the way a vision is communicated represents a critical determinant of its ability to persuade the audience's minds. Visionary leaders are very often described as highly expressive (Tskhay *et al.*, 2017a, b). In fact, communicating a vision is described as a signal of charismatic leadership (Antonakis *et al.*, 2016). Future research could try to separate the effect of communicating a vision from other aspects, such as nonverbal signals (Maran *et al.*, 2021; Maran *et al.*, 2019; Tskhay *et al.*, 2017a, b) or other embodied signals (Reh *et al.*, 2017). This would enable a better understanding of the effects of leaders providing long-range guidance. Third, apart from the formal way leaders communicate their visions, the effectiveness of a vision depends on how it is formulated (Stam *et al.*, 2018). Future research should specifically investigate which linguistic and content-related aspects of a vision statement make it easier

for followers to clarify their goals or find purpose in their work activities and thereby improve their performance. Fourth, although we controlled for CMV and single-source bias using CFA and partial correlations, our cross-sectional design bears the risk of being biased. We encourage future studies to replicate our results in a multi-level design that assesses leadership behavior, performance and cognitive processes at multiple levels (Kearney *et al.*, 2019). Lastly, the most methodologically elegant solution to elucidate the effects of leading with vision and autonomy is an experimental design. Future research could examine the direct and interactive effects of these different repertoires of leadership behaviors in differentiated experimental designs (Sieweke and Santoni, 2020).

8. Conclusion

Recent research has focused on the distinct effects of more directive and open leader behaviors (Kearney *et al.*, 2019; Boulu-Reshef *et al.*, 2020). In our study, we focused on two specific behaviors of directive and less directive leadership, leading with vision and granting autonomy, to examine how these leader behaviors influence followers' cognition. Our results showed that, once a vision is set, followers develop a clearer understanding of their goals and integrate their activities into the larger picture of a leader's vision. For a vision to evoke performance gains, the leader's vision communication has to stimulate followers' cognition in two ways: to *specify* the goals directing their actions and to *generalize* towards the meaning of their actions. In contrast, granting autonomy does not change followers' representation of work activities, either on a specific or a more general level, but rather has an immediate beneficial effect on performance. Thus, granting autonomy acts as a vitamin for goal achievement, but without providing a common trajectory, it may be expendable.

References

- Alvesson, M. (2020), "Upbeat leadership: a recipe for – or against – 'successful' leadership studies", *The Leadership Quarterly*, Vol. 31 No. 6, 101439, doi: [10.1016/j.leaqua.2020.101439](https://doi.org/10.1016/j.leaqua.2020.101439).
- Amundsen, S. and Martinsen, Ø.L. (2014), "Empowering leadership: construct clarification, conceptualization, and validation of a new scale", *The Leadership Quarterly*, Vol. 25 No. 3, pp. 487-511, doi: [10.1016/j.leaqua.2013.11.009](https://doi.org/10.1016/j.leaqua.2013.11.009).
- Amundsen, S. and Martinsen, Ø.L. (2015), "Linking empowering leadership to job satisfaction, work effort, and creativity: the role of self-leadership and psychological empowerment", *Journal of Leadership and Organizational Studies*, Vol. 22 No. 3, pp. 304-323, doi: [10.1177/1548051814565819](https://doi.org/10.1177/1548051814565819).
- Antonakis, J., Fenley, M. and Liechti, S. (2011), "Can Charisma be taught? Tests of two interventions", *Academy of Management Learning and Education*, Vol. 10 No. 3, pp. 374-396, doi: [10.5465/amle.2010.0012](https://doi.org/10.5465/amle.2010.0012).
- Antonakis, J., Bastardo, N., Jacquart, P. and Shamir, B. (2016), "Charisma: an ill-defined and ill-measured gift", *Annual Review of Organizational Psychology and Organizational Behavior*, Vol. 3 No. 1, pp. 293-319, doi: [10.1146/annurev-orgpsych-041015-062305](https://doi.org/10.1146/annurev-orgpsych-041015-062305).
- Arbuckle, J.L. (2007), *Amos 16.0 User's Guide*, SPSS, Chicago.
- Arnold, J., Arad, S., Rhoades, J. and Drasgow, F. (2000), "The empowering leadership questionnaire: the construction and validation of a new scale for measuring leader behaviors", *Journal of Organizational Behavior*, Vol. 21 No. 3, pp. 249-269, doi: [10.1002/\(SICI\)1099-1379\(200005\)21:33.CO;2-#](https://doi.org/10.1002/(SICI)1099-1379(200005)21:33.CO;2-#).
- Bandura, A. (1986), *Social Foundations of Thought & Action, A Social Cognitive Theory*, Prentice-Hall, Englewood Cliffs.
- Banks, G.C., McCauley, K.D., Gardner, W.L. and Guler, C.E. (2016), "A meta-analytic review of authentic and transformational leadership: a test for redundancy", *The Leadership Quarterly*, Vol. 27 No. 4, pp. 634-652, doi: [10.1016/j.leaqua.2016.02.006](https://doi.org/10.1016/j.leaqua.2016.02.006).

- Barsky, A. (2008), "Understanding the ethical cost of organizational goal-setting: a review and theory development", *Journal of Business Ethics*, Vol. 81 No. 1, pp. 63-81, doi: [10.1007/s10551-007-9481-6](https://doi.org/10.1007/s10551-007-9481-6).
- Barrick, M., Mount, M. and Li, N. (2012), "The theory of purposeful work behavior: the role of personality, higher-order goals, and job characteristics", *Academy of Management Review*, Vol. 38 No. 1, doi: [10.5465/amr.10.0479](https://doi.org/10.5465/amr.10.0479).
- Baum, J.R., Locke, E.A. and Kirkpatrick, S.A. (1998), "A longitudinal study of the relation of vision and vision communication to venture growth in entrepreneurial firms", *Journal of Applied Psychology*, Vol. 83 No. 1, pp. 43-54, doi: [10.1037/0021-9010.83.1.43](https://doi.org/10.1037/0021-9010.83.1.43).
- Baum, J.R., Locke, E.A. and Smith, K.G. (2001), "A multidimensional model of venture growth", *Academy of Management Journal*, Vol. 44 No. 2, pp. 292-303, doi: [10.5465/3069456](https://doi.org/10.5465/3069456).
- Bennett, N. and Lemoine, G.J. (2014), "What a difference a word makes: understanding threats to performance in a VUCA world", *Business Horizons*, Vol. 57 No. 3, doi: [10.2139/ssrn.2406676](https://doi.org/10.2139/ssrn.2406676).
- Berson, Y. and Halevy, N. (2014), "Hierarchy, leadership, and construal fit", *Journal of Experimental Psychology: Applied*, Vol. 20 No. 3, pp. 232-246, doi: [10.1037/xap0000017](https://doi.org/10.1037/xap0000017).
- Berson, Y., Halevy, N., Shamir, B. and Erez, M. (2015), "Leading from different psychological distances: a construal-level perspective on vision communication, goal setting, and follower motivation", *The Leadership Quarterly*, Vol. 26 No. 2, pp. 143-155, doi: [10.1016/j.leaqua.2014.07.011](https://doi.org/10.1016/j.leaqua.2014.07.011).
- Berson, Y., Waldman, D.A. and Pearce, C.L. (2016), "Enhancing our understanding of vision in organizations: toward an integration of leader and follower processes", *Organizational Psychology Review*, Vol. 6 No. 2, pp. 171-191, doi: [10.1177/2041386615583736](https://doi.org/10.1177/2041386615583736).
- Boulu-Reshef, B., Holt, C.A., Rodgers, M.S. and Thomas-Hunt, M.C. (2020), "The impact of leader communication on free-riding: an incentivized experiment with empowering and directive styles", *The Leadership Quarterly*, Vol. 31 No. 3, 101351, doi: [10.1016/j.leaqua.2019.101351](https://doi.org/10.1016/j.leaqua.2019.101351).
- Boyatzi, R.E. and Akrivou, K. (2006), "The ideal self as the driver of intentional change", *Journal of Management Development*, Vol. 25 No. 7, pp. 624-642, doi: [10.1108/02621710610678454](https://doi.org/10.1108/02621710610678454).
- Brown, D.J. (2018), "In the minds of followers: follower-centric approaches to leadership", in Day, D.V. and Antonakis, J. (Eds), *The Nature of Leadership*, 3rd ed., SAGE, Thousand Oaks, pp. 82-108.
- Browne, M.W. and Cudeck, R. (1993), "Alternative ways of assessing model fit", *Sociological Methods and Research*, Vol. 21 No. 2, pp. 230-258, doi: [10.1177/0049124192021002005](https://doi.org/10.1177/0049124192021002005).
- Carton, A.M., Murphy, C. and Clark, J.R. (2014), "A (blurry) vision of the future: how leader rhetoric about ultimate goals influences performance", *Academy of Management Journal*, Vol. 57 No. 6, pp. 1544-1570, doi: [10.5465/amj.2012.0101](https://doi.org/10.5465/amj.2012.0101).
- Chen, G., Sharma, P.N., Edinger, S.K., Shapiro, D.L. and Farh, J.-L. (2011), "Motivating and demotivating forces in teams: cross-level influences of empowering leadership and relationship conflict", *Journal of Applied Psychology*, Vol. 96 No. 3, pp. 541-557, doi: [10.1037/a0021886](https://doi.org/10.1037/a0021886).
- Cheong, M., Spain, S.M., Yammarino, F.J. and Yun, S. (2016), "Two faces of empowering leadership: enabling and burdening", *The Leadership Quarterly*, Vol. 27 No. 4, pp. 602-616, doi: [10.1016/j.leaqua.2016.01.006](https://doi.org/10.1016/j.leaqua.2016.01.006).
- Cheong, M., Yammarino, F.J., Dionne, S.D., Spain, S.M. and Tsai, C.-Y. (2019), "A review of the effectiveness of empowering leadership", *The Leadership Quarterly*, Vol. 30 No. 1, pp. 34-58, doi: [10.1016/j.leaqua.2018.08.005](https://doi.org/10.1016/j.leaqua.2018.08.005).
- Cho, J., Schilpzand, P., Huang, L. and Paterson, T. (2020), "How and when humble leadership facilitates employee job performance: the roles of feeling trusted and job autonomy", *Journal of Leadership and Organizational Studies*, Vol. 28 No. 2, pp. 169-184, doi: [10.1177/1548051820979634](https://doi.org/10.1177/1548051820979634).
- Conger, J.A. and Kanungo, R.N. (1988), "The empowerment process: integrating theory and practice", *The Academy of Management Review*, Vol. 13 No. 3, pp. 471-482, doi: [10.2307/258093](https://doi.org/10.2307/258093).

- Cordery, J.L., Morrison, D., Wright, B.M. and Wall, T.D. (2010), "The impact of autonomy and task uncertainty on team performance: a longitudinal field study: autonomy and team performance", *Journal of Organizational Behavior*, Vol. 31 No. 2, pp. 240-258, doi: [10.1002/job.657](https://doi.org/10.1002/job.657).
- De Luque, M.S., Washburn, N.T., Waldman, D.A. and House, R.J. (2008), "Unrequited profit: how stakeholder and economic values relate to subordinates' perceptions of leadership and firm performance", *Administrative Science Quarterly*, Vol. 53 No. 4, pp. 626-654, doi: [10.2189/asqu.53.4.626](https://doi.org/10.2189/asqu.53.4.626).
- Ernst, B.A., Banks, G.C., Loignon, A.C., Frear, K.A., Williams, C.E., Arciniega, L.M., Gupta, R.K., Kodydek, G. and Subramanian, D. (2021), "Virtual charismatic leadership and signaling theory: a prospective meta-analysis in five countries", *The Leadership Quarterly*, 101541, doi: [10.1016/j.leaqua.2021.101541](https://doi.org/10.1016/j.leaqua.2021.101541).
- Filion, L.J. (1991), "Vision and relations: elements for an entrepreneurial metamodel", *International Small Business Journal: Researching Entrepreneurship*, Vol. 9 No. 2, pp. 26-40, doi: [10.1177/026624269100900202](https://doi.org/10.1177/026624269100900202).
- Gilead, M., Trope, Y. and Liberman, N. (2018), "Thinking about the future: a construal level theory perspective", in Oettingen, G., Sevincer, A.T. and Gollwitzer, P.M. (Eds), *The Psychology of Thinking about the Future*, Guilford Press, New York, pp. 296-309.
- Gonzalez-Mulé, E., Courtright, S.H., DeGeest, D., Seong, J.-Y. and Hong, D.-S. (2016), "Channeled autonomy: the joint effects of autonomy and feedback on team performance through organizational goal clarity", *Journal of Management*, Vol. 42 No. 7, pp. 2018-2033, doi: [10.1177/0149206314535443](https://doi.org/10.1177/0149206314535443).
- Gordon, V. and Martin, D. (2019), "The 21st-century CEO: intrinsic attributes, worldview, and communication capabilities", *Journal of Leadership and Organizational Studies*, Vol. 26 No. 2, pp. 141-149, doi: [10.1177/1548051818793338](https://doi.org/10.1177/1548051818793338).
- Grant, A.M. and Ashford, S.J. (2008), "The dynamics of proactivity at work", *Research in Organizational Behavior*, Vol. 28, pp. 3-34, doi: [10.1016/j.riob.2008.04.002](https://doi.org/10.1016/j.riob.2008.04.002).
- Greer, L.L., Homan, A.C., De Hoogh, A.H.B. and Den Hartog, D.N. (2012), "Tainted visions: the effect of visionary leader behaviors and leader categorization tendencies on the financial performance of ethnically diverse teams", *Journal of Applied Psychology*, Vol. 97 No. 1, pp. 203-213, doi: [10.1037/a0025583](https://doi.org/10.1037/a0025583).
- Griffith, J.A., Gibson, C., Medeiros, K., MacDougall, A., Hardy, J. and Mumford, M.D. (2018), "Are you thinking what I'm thinking?: the influence of leader style, distance, and leader-follower mental model congruence on creative performance", *Journal of Leadership and Organizational Studies*, Vol. 25 No. 2, pp. 153-170, doi: [10.1177/1548051817750537](https://doi.org/10.1177/1548051817750537).
- Hackman, J.R. and Oldham, G.R. (1976), "Motivation through the design of work: test of a theory", *Organizational Behavior and Human Performance*, Vol. 16 No. 2, pp. 250-279, doi: [10.1016/0030-5073\(76\)90016-7](https://doi.org/10.1016/0030-5073(76)90016-7).
- Halevy, N., Berson, Y. and Galinsky, A.D. (2011), "The mainstream is not electable: when vision triumphs over representativeness in leader emergence and effectiveness", *Personality and Social Psychology Bulletin*, Vol. 37 No. 7, pp. 893-904, doi: [10.1177/0146167211402836](https://doi.org/10.1177/0146167211402836).
- Hannah, S.T., Perez, A.L.U., Lester, P.B. and Quick, J.C. (2020), "Bolstering workplace psychological well-being through transactional and transformational leadership", *Journal of Leadership and Organizational Studies*, Vol. 27 No. 3, pp. 222-240, doi: [10.1177/1548051820933623](https://doi.org/10.1177/1548051820933623).
- Hayes, A.F. (2018), *Introduction to Mediation, Moderation, and Conditional Process Analysis: A Regression-Based Approach*, 2nd ed., Guilford Press, New York.
- Hollander, E.P. (1958), "Conformity, status, and idiosyncrasy credit", *Psychological Review*, Vol. 65 No. 2, pp. 117-127, doi: [10.1037/h0042501](https://doi.org/10.1037/h0042501).
- Howell, J.M. and Shamir, B. (2005), "The role of followers in the charismatic leadership process: relationships and their consequences", *The Academy of Management Review*, Vol. 30 No. 1, pp. 96-112, doi: [10.2307/20159097](https://doi.org/10.2307/20159097).

- Hu, L. and Bentler, P.M. (1999), "Cutoff criteria for fit indexes in covariance structure analysis: conventional criteria versus new alternatives", *Structural Equation Modeling: A Multidisciplinary Journal*, Vol. 6 No. 1, pp. 1-55, doi: [10.1080/10705519909540118](https://doi.org/10.1080/10705519909540118).
- Humborstad, S.I.W. and Kuvaas, B. (2013), "Mutuality in leader-subordinate empowerment expectation: its impact on role ambiguity and intrinsic motivation", *The Leadership Quarterly*, Vol. 24 No. 2, pp. 363-377, doi: [10.1016/j.leafqua.2013.01.003](https://doi.org/10.1016/j.leafqua.2013.01.003).
- Humphrey, S.E., Nahrgang, J.D. and Morgeson, F.P. (2007), "Integrating motivational, social, and contextual work design features: a meta-analytic summary and theoretical extension of the work design literature", *Journal of Applied Psychology*, Vol. 92 No. 5, pp. 1332-1356, doi: [10.1037/0021-9010.92.5.1332](https://doi.org/10.1037/0021-9010.92.5.1332).
- Jennings, R.E., Lanaj, K., Koopman, J. and McNamara, G. (2021), "Reflecting on one's best possible self as a leader: implications for professional employees at work", *Personnel Psychology*, pp. 1-22, doi: [10.1111/peps.12447](https://doi.org/10.1111/peps.12447).
- Jing, F.F., Avery, G.C. and Bergsteiner, H. (2020), "Leadership variables and business performance: mediating and interaction effects", *Journal of Leadership and Organizational Studies*, Vol. 27 No. 1, pp. 80-97, doi: [10.1177/1548051818824532](https://doi.org/10.1177/1548051818824532).
- Jung, K.B., Kang, S.-W. and Choi, S.B. (2020), "Empowering leadership, risk-taking behavior, and employees' commitment to organizational change: the mediated moderating role of task complexity", *Sustainability*, Vol. 12 No. 6, p. 2340, doi: [10.3390/su12062340](https://doi.org/10.3390/su12062340).
- Kearney, E., Shemla, M., Van Knippenberg, D. and Scholz, F.A. (2019), "A paradox perspective on the interactive effects of visionary and empowering leadership", *Organizational Behavior and Human Decision Processes*, Vol. 155, pp. 20-30, doi: [10.1016/j.obhdp.2019.01.001](https://doi.org/10.1016/j.obhdp.2019.01.001).
- Kim, M. and Beehr, T.A. (2020), "Job crafting mediates how empowering leadership and employees' core self-evaluations predict favourable and unfavourable outcomes", *European Journal of Work and Organizational Psychology*, Vol. 29 No. 1, pp. 126-139, doi: [10.1080/1359432X.2019.1697237](https://doi.org/10.1080/1359432X.2019.1697237).
- Kirkman, B.L. and Rosen, B. (1999), "Beyond self-management: antecedents and consequences of team empowerment", *Academy of Management Journal*, Vol. 42 No. 1, pp. 58-74, doi: [10.2307/256874](https://doi.org/10.2307/256874).
- Kirkpatrick, S.A. (2009), "Lead through vision and values", in Locke, E.A. (Ed.), *Handbook of Principles of Organizational Behavior: Indispensable Knowledge for Evidence-Based Management*, 2nd ed., John Wiley, Chichester, pp. 367-387.
- Kirkpatrick, S.A. (2016), "Toward a grounded theory: a qualitative study of vision statement development", *Academy of Management Proceedings*, Vol. 18 No. 1, pp. 87-101, doi: [10.5465/ambpp.2016.10225abstract](https://doi.org/10.5465/ambpp.2016.10225abstract).
- Kline, R.B. (2005), *Principles and Practice of Structural Equation Modeling*, 2nd ed., Guilford Press, New York.
- Kohles, J.C., Blish, M.C. and Carsten, M.K. (2012), "A follower-centric approach to the vision integration process", *The Leadership Quarterly*, Vol. 23 No. 3, pp. 476-487, doi: [10.1016/j.leafqua.2011.12.002](https://doi.org/10.1016/j.leafqua.2011.12.002).
- Kopperud, K.H., Martinsen, Ø. and Humborstad, S.I.W. (2014), "Engaging leaders in the eyes of the beholder: on the relationship between transformational leadership, work engagement, service climate, and self-other agreement", *Journal of Leadership and Organizational Studies*, Vol. 21 No. 1, pp. 29-42, doi: [10.1177/1548051813475666](https://doi.org/10.1177/1548051813475666).
- Koryak, O., Lockett, A., Hayton, J., Nicolaou, N. and Mole, K. (2018), "Disentangling the antecedents of ambidexterity: exploration and exploitation", *Research Policy*, Vol. 47 No. 2, pp. 413-427, doi: [10.1016/j.respol.2017.12.003](https://doi.org/10.1016/j.respol.2017.12.003).
- Kwan, K., Lee, C., Wright, P.L. and Hui, C. (2013). "Re-examining the goal-setting questionnaire", in Locke, E. and Latham, G. (Eds), *New Developments in Goal Setting and Task Performance*, Routledge, New York, pp. 583-600.

- Latham, G.P. and Locke, E.A. (1991), "Self-regulation through goal setting", *Organizational Behavior and Human Decision Processes*, Vol. 50 No. 2, pp. 212-247, doi: [10.1016/0749-5978\(91\)90021-K](https://doi.org/10.1016/0749-5978(91)90021-K).
- Lepisto, D. and Pratt, M. (2016), "Meaningful work as realization and justification: toward a dual conceptualization", *Organizational Psychology Review*, Vol. 7 No. 2, doi: [10.1177/2041386616630039](https://doi.org/10.1177/2041386616630039).
- Levin, I.M. (2000), "Vision revisited: telling the story of the future", *The Journal of Applied Behavioral Science*, Vol. 36 No. 1, pp. 91-107, doi: [10.1177/0021886300361005](https://doi.org/10.1177/0021886300361005).
- Li, Z., Chen, H., Ma, Q. and Li, H. (2021), "CEO empowering leadership and corporate entrepreneurship: the roles of TMT information elaboration and environmental dynamism", *Frontiers in Psychology*, Vol. 12 No. 1, 671232, doi: [10.3389/fpsyg.2021.671232](https://doi.org/10.3389/fpsyg.2021.671232).
- Lindell, M.K. and Whitney, D.J. (2001), "Accounting for common method variance in cross-sectional research designs", *Journal of Applied Psychology*, Vol. 86 No. 1, pp. 114-121, doi: [10.1037/0021-9010.86.1.114](https://doi.org/10.1037/0021-9010.86.1.114).
- Locke, E.A. (1999), *The Essence of Leadership: The Four Keys to Leading Successfully*, Lexington Books, Lanham.
- Locke, E.A. and Latham, G.P. (1984), *Goal Setting: A Motivational Technique that Works*, Prentice-Hall, Englewood Cliffs.
- Locke, E.A. and Latham, G.P. (2002), "Building a practically useful theory of goal setting and task motivation: a 35-year odyssey", *American Psychologist*, Vol. 57 No. 9, pp. 705-717, doi: [10.1037/0003-066X.57.9.705](https://doi.org/10.1037/0003-066X.57.9.705).
- Locke, E.A. and Latham, G.P. (2019), "The development of goal setting theory: a half century retrospective", *Motivation Science*, Vol. 5 No. 2, pp. 93-105, doi: [10.1037/mot0000127](https://doi.org/10.1037/mot0000127).
- Lord, R. and Emrich, C. (2000), "Thinking outside the box by looking inside the box: extending the cognitive revolution in leadership research", *The Leadership Quarterly*, Vol. 11, pp. 551-579, doi: [10.1016/S1048-9843\(00\)00060-6](https://doi.org/10.1016/S1048-9843(00)00060-6).
- Lord, R.G., Epitropaki, O., Foti, R.J. and Hansbrough, T.K. (2020), "Implicit leadership theories, implicit followership theories, and dynamic processing of leadership information", *Annual Review of Organizational Psychology and Organizational Behavior*, Vol. 7 No. 1, pp. 49-74, doi: [10.1146/annurev-orgpsych-012119-045434](https://doi.org/10.1146/annurev-orgpsych-012119-045434).
- Lorinkova, N.M., Pearsall, M.J. and Sims, H.P. (2012), "Examining the differential longitudinal performance of directive versus empowering leadership in teams", *Academy of Management Journal*, Vol. 56 No. 2, pp. 573-596, doi: [10.5465/amj.2011.0132](https://doi.org/10.5465/amj.2011.0132).
- Maran, T., Furtner, M., Liegl, S., Kraus, S. and Sachse, P. (2019), "In the eye of a leader: eye-directed gazing shapes perceptions of leaders' charisma", *The Leadership Quarterly*, Vol. 30 No. 6, 101337, doi: [10.1016/j.leafqua.2019.101337](https://doi.org/10.1016/j.leafqua.2019.101337).
- Maran, T., Liegl, S., Moder, S., Kraus, S. and Furtner, M. (2021), "Clothes make the leader! How leaders can use attire to impact followers' perceptions of charisma and approval", *Journal of Business Research*, Vol. 124, pp. 86-99, doi: [10.1016/j.jbusres.2020.11.026](https://doi.org/10.1016/j.jbusres.2020.11.026).
- Marsh, H.W., Balla, J.R. and McDonald, R.P. (1988), "Goodness-of-fit indexes in confirmatory factor analysis: the effect of sample size", *Psychological Bulletin*, Vol. 103 No. 3, pp. 391-410, doi: [10.1037/0033-2909.103.3.391](https://doi.org/10.1037/0033-2909.103.3.391).
- Martin, S.L., Liao, H. and Campbell, E.M. (2013), "Directive versus empowering leadership: a field experiment comparing impacts on task proficiency and proactivity", *Academy of Management Journal*, Vol. 56 No. 5, pp. 1372-1395, doi: [10.5465/amj.2011.0113](https://doi.org/10.5465/amj.2011.0113).
- Maynard, M.T., Mathieu, J.E., Marsh, W.M. and Ruddy, T.M. (2007), "A multilevel investigation of the influences of employees' resistance to empowerment", *Human Performance*, Vol. 20 No. 2, pp. 147-171, doi: [10.1080/08959280701332885](https://doi.org/10.1080/08959280701332885).
- Meslec, N., Curseu, P.L., Fodor, O.C. and Kenda, R. (2020), "Effects of charismatic leadership and rewards on individual performance", *The Leadership Quarterly*, Vol. 31 No. 6, 101423, doi: [10.1016/j.leafqua.2020.101423](https://doi.org/10.1016/j.leafqua.2020.101423).

- Nanus, B. (1995), *Visionary Leadership: Creating a Compelling Sense of Direction for Your Organization*, 2nd ed., Jossey-Bass, San Francisco.
- Nederveen Pieterse, A., Hollenbeck, J.R., Van Knippenberg, D., Spitzmüller, M., Dimotakis, N., Karam, E.P. and Slesman, D.J. (2019), "Hierarchical leadership versus self-management in teams: goal orientation diversity as moderator of their relative effectiveness", *The Leadership Quarterly*, Vol. 30 No. 6, 101343, doi: [10.1016/j.leaqua.2019.101343](https://doi.org/10.1016/j.leaqua.2019.101343).
- Pearce, C.L. (2004), "The future of leadership: combining vertical and shared leadership to transform knowledge work", *Academy of Management Perspectives*, Vol. 18 No. 1, pp. 47-57, doi: [10.5465/ame.2004.12690298](https://doi.org/10.5465/ame.2004.12690298).
- Podsakoff, P.M. and Organ, D.W. (1986), "Self-reports in organizational research: problems and prospects", *Journal of Management*, Vol. 12 No. 4, pp. 531-544, doi: [10.1177/014920638601200408](https://doi.org/10.1177/014920638601200408).
- Podsakoff, P.M., MacKenzie, S.B., Moorman, R.H. and Fetter, R. (1990), "Transformational leader behaviors and their effects on followers' trust in leader, satisfaction, and organizational citizenship behaviors", *The Leadership Quarterly*, Vol. 1 No. 2, pp. 107-142, doi: [10.1016/1048-9843\(90\)90009-7](https://doi.org/10.1016/1048-9843(90)90009-7).
- Podsakoff, P.M., MacKenzie, S.B., Lee, J.-Y. and Podsakoff, N.P. (2003), "Common method biases in behavioral research: a critical review of the literature and recommended remedies", *Journal of Applied Psychology*, Vol. 88 No. 5, pp. 879-903, doi: [10.1037/0021-9010.88.5.879](https://doi.org/10.1037/0021-9010.88.5.879).
- Preacher, K.J. and Kelley, K. (2011), "Effect size measures for mediation models: quantitative strategies for communicating indirect effects", *Psychological Methods*, Vol. 16 No. 2, pp. 93-115, doi: [10.1037/a0022658](https://doi.org/10.1037/a0022658).
- Putz, P. and Lehner, J.M. (2002), "Effekte zielorientierter Führungssysteme—Entwicklung und Validierung des Zielvereinbarungsbogens (ZVB)", *Zeitschrift für Arbeits- und Organisationspsychologie A&O*, Vol. 46 No. 1, pp. 22-34, doi: [10.1026//0932-4089.46.1.22](https://doi.org/10.1026//0932-4089.46.1.22).
- Raub, S. and Robert, C. (2010), "Differential effects of empowering leadership on in-role and extra-role employee behaviors: exploring the role of psychological empowerment and power values", *Human Relations*, Vol. 63 No. 11, pp. 1743-1770, doi: [10.1177/0018726710365092](https://doi.org/10.1177/0018726710365092).
- Reh, S., Van Quaquebeke, N. and Giessner, S.R. (2017), "The aura of charisma: a review on the embodiment perspective as signaling", *The Leadership Quarterly*, Vol. 28 No. 4, pp. 486-507, doi: [10.1016/j.leaqua.2017.01.001](https://doi.org/10.1016/j.leaqua.2017.01.001).
- Rosing, K., Frese, M. and Bausch, A. (2011), "Explaining the heterogeneity of the leadership-innovation relationship: ambidextrous leadership", *The Leadership Quarterly*, Vol. 22 No. 5, pp. 956-974, doi: [10.1016/j.leaqua.2011.07.014](https://doi.org/10.1016/j.leaqua.2011.07.014).
- Ryan, R.M. and Deci, E.L. (2000), "Self-determination theory and the facilitation of intrinsic motivation, social development, and well-being", *American Psychologist*, Vol. 55 No. 1, pp. 68-78, doi: [10.1037/0003-066X.55.1.68](https://doi.org/10.1037/0003-066X.55.1.68).
- Salancik, G.R. and Pfeffer, J. (1978), "A social information processing approach to job attitudes and task design", *Administrative Science Quarterly*, Vol. 23 No. 2, pp. 224-253, doi: [10.2307/2392563](https://doi.org/10.2307/2392563).
- Shamir, B., House, R.J. and Arthur, M.B. (1993), "The motivational effects of charismatic leadership: a self-concept based theory", *Organization Science*, Vol. 4 No. 4, pp. 577-594, doi: [10.1287/orsc.4.4.577](https://doi.org/10.1287/orsc.4.4.577).
- Sieweke, J. and Santoni, S. (2020), "Natural experiments in leadership research: an introduction, review, and guidelines", *The Leadership Quarterly*, Vol. 31 No. 1, 101338, doi: [10.1016/j.leaqua.2019.101338](https://doi.org/10.1016/j.leaqua.2019.101338).
- Simonet, D.V., Miller, K.E., Luu, S., Askew, K.L., Narayan, A., Cunningham, S., Pena, C., Attar, A., Fonseca, R. and Kobezak, H.M. (2019), "Who is empowered? Relative importance of dispositional and situational sources to psychological empowerment", *European Journal of Work and Organizational Psychology*, Vol. 28 No. 4, pp. 536-554, doi: [10.1080/1359432X.2019.1624532](https://doi.org/10.1080/1359432X.2019.1624532).

- Sitkin, S.B., See, K.E., Miller, C.C., Lawless, M.W. and Carton, A.M. (2011), "The paradox of stretch goals: organizations in pursuit of the seemingly impossible", *Academy of Management Review*, Vol. 36 No. 3, pp. 544-566, doi: [10.5465/AMR.2011.61031811](https://doi.org/10.5465/AMR.2011.61031811).
- Spreitzer, G.M. (1995), "Psychological empowerment in the workplace: dimensions, measurement, and validation", *The Academy of Management Journal*, Vol. 38 No. 5, pp. 1442-1465, doi: [10.2307/256865](https://doi.org/10.2307/256865).
- Stam, D., Lord, R.G., Van Knippenberg, D. and Wisse, B. (2014), "An image of who we might become: vision communication, possible selves, and vision pursuit", *Organization Science*, Vol. 25 No. 4, pp. 1172-1194, doi: [10.1287/orsc.2013.0891](https://doi.org/10.1287/orsc.2013.0891).
- Stam, D., Van Knippenberg, D., Wisse, B. and Nederveen Pieterse, A. (2018), "Motivation in words: promotion- and prevention-oriented leader communication in times of crisis", *Journal of Management*, Vol. 44 No. 7, pp. 2859-2887, doi: [10.1177/0149206316654543](https://doi.org/10.1177/0149206316654543).
- Stillman, P.E., Fujita, K., Sheldon, O. and Trope, Y. (2018), "From 'me' to 'we': the role of construal level in promoting maximized joint outcomes", *Organizational Behavior and Human Decision Processes*, Vol. 147, pp. 16-25, doi: [10.1016/j.obhdp.2018.05.004](https://doi.org/10.1016/j.obhdp.2018.05.004).
- Strange, J.M. and Mumford, M.D. (2005), "The origins of vision: effects of reflection, models, and analysis", *The Leadership Quarterly*, Vol. 16 No. 1, pp. 121-148, doi: [10.1016/j.leaqua.2004.07.006](https://doi.org/10.1016/j.leaqua.2004.07.006).
- Tang, G., Chen, Y., Van Knippenberg, D. and Yu, B. (2020), "Antecedents and consequences of empowering leadership: leader power distance, leader perception of team capability, and team innovation", *Journal of Organizational Behavior*, Vol. 41 No. 6, pp. 551-566, doi: [10.1002/job.2449](https://doi.org/10.1002/job.2449).
- Tekleab, A.G., Sims, H.P., Yun, S., Tesluk, P.E. and Cox, J. (2008), "Are we on the same page? Effects of self-awareness of empowering and transformational leadership", *Journal of Leadership and Organizational Studies*, Vol. 14 No. 3, pp. 185-201, doi: [10.1177/1071791907311069](https://doi.org/10.1177/1071791907311069).
- Thomas, K.W. and Velthouse, B.A. (1990), "Cognitive elements of empowerment: an 'interpretive' model of intrinsic task motivation", *The Academy of Management Review*, Vol. 15 No. 4, pp. 666-681, doi: [10.2307/258687](https://doi.org/10.2307/258687).
- Toffler, A. (1970), *Future Shock*, Random House, New York.
- Trope, Y. and Liberman, N. (2010), "Construal-level theory of psychological distance", *Psychological Review*, Vol. 117 No. 2, pp. 440-463, doi: [10.1037/a0018963](https://doi.org/10.1037/a0018963).
- Tskhay, K.O., Zhu, R. and Rule, N.O. (2017a), "Perceptions of charisma from thin slices of behavior predict leadership prototypicality judgments", *The Leadership Quarterly*, Vol. 28 No. 4, pp. 555-562, doi: [10.1016/j.leaqua.2017.03.003](https://doi.org/10.1016/j.leaqua.2017.03.003).
- Tskhay, K., Zhu, R., Zou, C. and Rule, N. (2017b), "Charisma in everyday life: conceptualization and validation of the general charisma inventory", *Journal of Personality and Social Psychology*, Vol. 114 No. 1, pp. 131-152, doi: [10.1037/pspp0000159](https://doi.org/10.1037/pspp0000159).
- Van Knippenberg, D. (2020), "Meaning-based leadership", *Organizational Psychology Review*, Vol. 10 No. 1, pp. 6-28, doi: [10.1177/2041386619897618](https://doi.org/10.1177/2041386619897618).
- Van Knippenberg, D. and Sitkin, S.B. (2013), "A critical assessment of charismatic—transformational leadership research: back to the drawing board?", *Academy of Management Annals*, Vol. 7 No. 1, pp. 1-60, doi: [10.5465/19416520.2013.759433](https://doi.org/10.5465/19416520.2013.759433).
- Van Knippenberg, D. and Stam, D. (2014), "Visionary leadership", in Day, D.V. (Ed.), *The Oxford Handbook of Leadership and Organizations*, Oxford University Press, Oxford, pp. 241-259.
- Vanderstukken, A., Schreurs, B., Germeys, F., Broeck, A. and Proost, K. (2019), "Should supervisors communicate goals or visions? The moderating role of subordinates' psychological distance", *Journal of Applied Social Psychology*, Vol. 49 No. 11, pp. 671-683, doi: [10.1111/jasp.12626](https://doi.org/10.1111/jasp.12626).
- Vecchio, R.P., Justin, J.E. and Pearce, C.L. (2010), "Empowering leadership: an examination of mediating mechanisms within a hierarchical structure", *The Leadership Quarterly*, Vol. 21 No. 3, pp. 530-542, doi: [10.1016/j.leaqua.2010.03.014](https://doi.org/10.1016/j.leaqua.2010.03.014).

- Venus, M., Johnson, R.E., Zhang, S., Wang, X.-H. (Frank) and Lanaj, K. (2018), "Seeing the big picture: a within-person examination of leader construal level and vision communication", *Journal of Management*, Vol. 45 No. 7, pp. 2666-2684, doi: [10.1177/0149206318761576](https://doi.org/10.1177/0149206318761576).
- Waldman, D.A. and Bowen, D.E. (2016), "Learning to be a paradox-savvy leader", *Academy of Management Perspectives*, Vol. 30 No. 3, pp. 316-327, doi: [10.5465/amp.2015.0070](https://doi.org/10.5465/amp.2015.0070).
- Walumbwa, F.O., Avolio, B.J., Gardner, W.L., Wernsing, T.S. and Peterson, S.J. (2008), "Authentic leadership: development and validation of a theory-based measure", *Journal of Management*, Vol. 34 No. 1, pp. 89-126, doi: [10.1177/0149206307308913](https://doi.org/10.1177/0149206307308913).
- Wang, B., Liu, Y. and Parker, S.K. (2020), "How does the use of information communication technology affect individuals? A work design perspective", *Academy of Management Annals*, Vol. 14 No. 2, pp. 695-725, doi: [10.5465/annals.2018.0127](https://doi.org/10.5465/annals.2018.0127).
- Westley, F. and Mintzberg, H. (1989), "Visionary leadership and strategic management", *Strategic Management Journal*, Vol. 10 No. 1, pp. 17-32, doi: [10.1002/smj.4250100704](https://doi.org/10.1002/smj.4250100704).
- Wiesenfeld, B.M., Reyt, J.-N., Brockner, J. and Trope, Y. (2017), "Construal level theory in organizational research", *Annual Review of Organizational Psychology and Organizational Behavior*, Vol. 4 No. 1, pp. 367-400, doi: [10.1146/annurev-orgpsych-032516-113115](https://doi.org/10.1146/annurev-orgpsych-032516-113115).
- Wong, S.I. and Giessner, S.R. (2018), "The thin line between empowering and laissez-faire leadership: an expectancy-match perspective", *Journal of Management*, Vol. 44 No. 2, pp. 757-783, doi: [10.1177/0149206315574597](https://doi.org/10.1177/0149206315574597).
- Yukl, G.A. and Gardner, W.L. (2020), *Leadership in Organizations*, 9th ed., Pearson, Harlow.
- Yun, S., Cox, J. and Sims, H.P. (2006), "The forgotten follower: a contingency model of leadership and follower self-leadership", *Journal of Managerial Psychology*, Vol. 21 No. 4, pp. 374-388, doi: [10.1108/02683940610663141](https://doi.org/10.1108/02683940610663141).
- Zacher, H., Robinson, A.J. and Rosing, K. (2016), "Ambidextrous leadership and employees' self-reported innovative performance: the role of exploration and exploitation behaviors", *The Journal of Creative Behavior*, Vol. 50 No. 1, pp. 24-46, doi: [10.1002/jocb.66](https://doi.org/10.1002/jocb.66).
- Zhang, X. and Bartol, K.M. (2010), "Linking empowering leadership and employee creativity: the influence of psychological empowerment, intrinsic motivation, and creative process engagement", *The Academy of Management Journal*, Vol. 53 No. 1, pp. 107-128.
- Zhang, X. and Zhou, J. (2014), "Empowering leadership, uncertainty avoidance, trust, and employee creativity: interaction effects and a mediating mechanism", *Organizational Behavior and Human Decision Processes*, Vol. 124 No. 2, pp. 150-164, doi: [10.1016/j.obhdp.2014.02.002](https://doi.org/10.1016/j.obhdp.2014.02.002).

Corresponding author

Thomas K. Maran can be contacted at: thomas.k.maran@gmail.com

For instructions on how to order reprints of this article, please visit our website:

www.emeraldgroupublishing.com/licensing/reprints.htm

Or contact us for further details: permissions@emeraldinsight.com