The current issue and full text archive of this journal is available on Emerald Insight at:
https://www.emerald.com/insight/2755-0907.htm

Received 10 May 2023
Revised 5 August 2023
Accepted 7 August 2023

A train timetable rescheduling approach based on multi-train tracking optimization of high-speed railways

Rongsheng Wang
Scientific and Technological Information Research Institute, China Academy of Railway Sciences Corporation Limited, Beijing, China
Tao Zhang, Zhiming Yuan and Shuxin Ding
Signal and Communication Research Institute, China Academy of Railway Sciences Corporation Limited, Beijing, China and Traffic Management Laboratory for High-Speed Railway, National Engineering Research Center of System Technology for High-Speed Railway and Urban Rail Transit, Beijing, China, and
Qi Zhang
Signal and Communication Research Institute, China Academy of Railway Sciences Corporation Limited, Beijing, China

Abstract

Purpose – This paper aims to propose a train timetable rescheduling (TTR) approach from the perspective of multi-train tracking optimization based on the mutual spatiotemporal information in the high-speed railway signaling system.

Design/methodology/approach – Firstly, a single-train trajectory optimization (STTO) model is constructed based on train dynamics and operating conditions. The train kinematics parameters, including acceleration, speed and time at each position, are calculated to predict the arrival times in the train timetable. A STTO algorithm is developed to optimize a single-train time-efficient driving strategy. Then, a TTR approach based on multi-train tracking optimization (TTR-MTTO) is proposed with mutual information. The constraints of temporary speed restriction (TSR) and end of authority are decoupled to calculate the tracking trajectory of the backward tracking train. The multi-train trajectories at each position are optimized to generate a time-efficient train timetable.

Findings – The numerical experiment is performed on the Beijing-Tianjin high-speed railway line and CR400AF. The STTO algorithm predicts the train's planned arrival time to calculate the total train delay (TTD). As for the TSR scenario, the proposed TTR-MTTO can reduce TTD by 60.60% compared with the traditional TTR approach with dispatchers' experience. Moreover, TTR-MTTO can optimize a time-efficient train timetable to help dispatchers reschedule trains more reasonably.

© Rongsheng Wang, Tao Zhang, Zhiming Yuan, Shuxin Ding and Qi Zhang. Published in *Railway Sciences*. Published by Emerald Publishing Limited. This article is published under the Creative Commons Attribution (CC BY 4.0) licence. Anyone may reproduce, distribute, translate and create derivative works of this article (for both commercial and non-commercial purposes), subject to full attribution to the original publication and authors. The full terms of this licence may be seen at http://creativecommons.org/licences/by/4.0/legalcode

Funding: This research was jointly supported by the National Natural Science Foundation of China [Grant 62203468], by the Young Elite Scientist Sponsorship Program by China Association for Science and Technology (CAST) [Grant 2022QNRC001], by the Technological Research and Development Program of China Railway Corporation Limited [Grant K2021X001], and by the Foundation of China Academy of Railway Sciences Corporation Limited [Grant 2021YJ043]. On behalf all authors, the corresponding author states that there is no conflict of interest.

Railway Sciences
Vol. 2 No. 3, 2023
pp. 358-370
Emerald Publishing Limited
e-ISSN: 2755-0915
p-ISSN: 2755-0907
DOI 10.1108/RS-05-2023-0022

Downloaded from http://ftp.nowpublishers.com/rs/article-pdf/2/3/358/2163678/rs-05-2023-0022.pdf by guest on 25 May 2026

Originality/value – With the cooperative relationship and mutual information between train rescheduling and control, the proposed TTR-MTTO approach can automatically generate a time-efficient train timetable to reduce the total train delay and the work intensity of dispatchers.

Keywords High-speed railway, Train timetable rescheduling, Multi-train trajectory optimization, Train operation control, Integration of train rescheduling and control

Paper type Research paper

1. Introduction

High-speed railways are a significant driving force in promoting economic development, cultural exchange and coordinated urban development. Nowadays, China has ranked the highest in the world, including network complexity, traffic flow and passenger transport volume. With the huge passenger flow pressure and changeable emergencies, the high-speed railway network presents unprecedented spatiotemporal complexity. The major challenge of high-speed railway management is to improve safety and efficiency based on train safety tracking.

The high railway signaling system mainly consists of the Chinese train control system (CTCS) and centralized traffic control (CTC). The above two systems cooperate and ensure the safety and efficiency of multi-train tracking optimization (MTTO). However, unpredicted emergencies often occur, leading to disorder in train operations. Dispatchers require to reschedule the train timetable that stimulates the arrival time, the departure time and the departure sequence of trains at each station. This problem can be called train timetable rescheduling (TTR). TTR is mainly addressed by adjusting each train's arrival/departure time based on dispatchers' experience. Dispatchers hardly consider the nonlinear variation of the position and speed in the MTTO process. The information interaction between CTCS and CTC is usually neglected. With the increase of train delays caused by emergencies, TTR cannot be resolved by dispatchers in real-time. It is imperative to investigate a novel TTR approach considering the MTTO process and the spatiotemporal information in the high-speed railway signaling system.

Since TTR was proposed in the 1970s (Szpigel, 1973), most researchers usually establish the integer linear programming model based on train operation constraints in block sections and stations. The main optimization approaches of TTR comprise operational research (Zhu & Goverde, 2021; Zhan *et al.*, 2021; Luan & Corman, 2022; Martin-Iradi & Ropke, 2022), evolutionary algorithms (Han *et al.*, 2021; Tang *et al.*, 2021; Pascariu *et al.*, 2022; Wang *et al.*, 2022b) and reinforcement learning (Šemrov, Marsetič, Žura, Todorovski, & Srdic, 2016; Khadilkar, 2018; Wang, Zhou, Li, Zhang, & Dong, 2019). Operational research can obtain an optimal rescheduling solution with branch and bound rules. Nevertheless, the computation time increases exponentially due to the NP characteristic of TTR. Evolutionary algorithms can resolve the TTR problem by utilizing the cross-variation characteristics in the population, but it needs to design efficient encoding/decoding and population initialization methods (Wang *et al.*, 2022b). Reinforcement learning can generate a train timetable in the offline model but has difficulty establishing environment and learning policies (Ning, Li, Zhou, Song, & Dong, 2019). In summary, most TTR approaches focus on analyzing the train operation in block sections and stations to construct the optimization model and objective function.

However, existing TTR approaches mainly calculate the rescheduling solution from the perspective of railway management but scarcely consider the spatiotemporal of MTTO in the level of train operation control. As for the MTTO problem, much research analyses the speed and position changes in the tracking process of the forward and backward trains. Ye and Liu (2016), Wang and Goverde (2017) and Wang and Goverde (2019) constructed a multi-phase optimal control model and used the pseudospectral method to optimize the multi-train energy-saving trajectory. Luan *et al.* (2018a, b) converted MTTO into a mixed-integer nonlinear programming model and generated the energy-saving train timetable by approximating the nonlinear terms. Rao, Montigel, and Weidmann (2016) adjusted the tracking trajectory of the

Downloaded from http://ftp.nowpublishers.com/rs/article-pdf/2/3/358/2163678/rs-05-2023-0022.pdf by guest on 25 May 2026

backward train to realize unnecessary braking or stopping to reduce the train delay and energy consumption. Cai, Sun, and Shangguan (2019), Sheng, Shangguan, Cai, Zhong, and Song (2021), and Song, Shangguan, Sheng, and Zhang (2021) investigated MTTO using the interval elastic adjustment strategy under the moving block system. As for MTTO, Peng, Wang, and Lu (2020) and Lu, Shen, Peng, and Wang (2021) compressed the train arrival interval at most 30 s to optimize the multi-train tracking trajectories of the backward train.

Much research mainly concentrates on multi-train energy-saving trajectory optimization to generate the train timetable but neglects the spatiotemporal information transmitted in the high-speed railway signaling system. Moreover, the time-efficient trajectory of MTTO should be considered first because railway companies concentrate more on reducing the train delay's impact. Therefore, this paper first extracts, decouples and mines the spatiotemporal information in CTCS and CTC. Then, a TTR approach based on multi-train tracking optimization (TTR-MTTO) is developed by analyzing the nonlinear variation of position and speed and mining the spatiotemporal information in the high-speed railway signaling system. Finally, this proposed TTR approach automatically generates a time-efficient train timetable that can reduce the work intensity of dispatchers and improve operation efficiency and emergency response.

The remainder of our study is organized as follows. In Section 2, we introduce the TTR problem with the tracking process of the forward and backward trains. As for Section 3, we establish a single-train trajectory optimization model and propose the corresponding time-efficient algorithm. Section 4 proposes the TTR-MTTO approach with the train operation constraints, including position, speed and time. Case studies are performed to verify TTR-MTTO's availability in Section 5. Section 6 concludes the paper and discusses further work.

2. Problem statement

All the parameters in this paper are configured in Table 1. The MTTO problem can be depicted as a three-dimensional diagram of "position-speed-time" in Figure 1. The backward train $l+1$ tracks the forward train l between the block section $(s, s+1)$. The quasi-moving block in CTCS guarantees the safety of multi-train tracking, i.e. the farthest position of the backward train $l+1$ cannot cross $x_{l+1,\Gamma}^{\mathrm{EOA}}$ at the next time instant $\Gamma+1$, where $x_{l+1,\Gamma}^{\mathrm{EOA}}$ equals the current position $x_{l,\Gamma}$ for train l at time instant Γ minus the specified protection distance d. If there is temporary speed restriction (TSR) along the railway line, train $l+1$ adjusts its trajectory by taking $x_{l+1,\Gamma}^{\mathrm{EOA}}$ as the end position of the braking curve.

The train timetable stipulates the arrival/departure times that also indicate the start and end time instant of MTTO's calculation. Multiple trains optimize their tracking trajectories, determining TTR's arrival/departure times at the subsequent stations. Consequently, there is a mutual influence and collaboration between the two problems of TTR and MTTO. With the spatiotemporal constraints and mutual information in CTCS and CTC, this paper aims to calculate multi-train tracking trajectories to generate a time-efficient train timetable.

3. Single-train trajectory optimization model and algorithm

Before determining multi-train trajectories of the TTR-MTTO problem, we should calculate the time-efficient single-train trajectory. Firstly, a single-train trajectory optimization model (STTO) is established based on train dynamics and the conversion relationship of train operating conditions. Then, a STTO algorithm is proposed with the TSR constraints.

3.1 STTO model

High-speed trains along the line are mainly subjected to traction $F(v)$, braking force $B(v)$, basic resistance W_0 and additional resistance W_1. We can obtain $F(v)$ at the current speed v in the

Downloaded from http://ftp.nowpublishers.com/rs/article-pdf/2/3/358/2163678/rs-05-2023-0022.pdf by guest on 25 May 2026

Notations	Definition
L	total number of trains
S	total number of stations
X	total number of positions
l	train index, $l \in \{1, 2, \cdots, L\}$
s	station index, $s \in \{1, 2, \cdots, S\}$
x	position index, $x \in \{1, 2, \cdots, X\}$
Γ	current time instant
$x_{l+1,\Gamma}^{\mathrm{EOA}}$	position of end of Authority (EOA) for train $l+1$ at time instant Γ
$v_{l+1,\Gamma}^{\mathrm{EOA}}$	speed of EOA for train $l+1$ at time instant Γ
$x_{l,\Gamma}$	current position for train l at time instant Γ
$x_{l+1,\Gamma}$	current position for train $l+1$ at time instant Γ
$v_{l,x}$	current speed for train l at position x
L_{safe}	protection distance
$F(v)$	maximum traction force
$B(v)$	maximum braking force
W_0	basic resistance
W_1	additional resistance
$C_{l,x}(v)$	resultant force train l at position x
Δx	distance step
$a_{l,x}$	acceleration for train l at position x
$a_{\max}$	maximum acceleration
m	train mass
$\delta_{\max}$	maximum impact rate
$\Delta\Gamma_{l,x-1,x}$	time interval of train l between distance step $(x-1, x)$
$\tilde{v}_{l,x}^{k}$	speed restriction value of train l running to position point x due to the influence of the kth TSR section
$\Gamma_{l,x}$	passing time for train l at position x
Γ_{start}	start time of TTR-MTTO's calculation
Γ_{end}	end time of TTR-MTTO's calculation
$\Gamma_{\mathrm{left}}^{k}$	start time of the kth TSR section
$\Gamma_{\mathrm{right}}^{k}$	end time of the kth TSR section
x_{left}^{k}	start position of the kth TSR section
x_{right}^{k}	end position of the kth TSR section
L_{train}	train length
L_{block}	distance between the backward train and its nearest block section

Source(s): Authors own work

Table 1. Parameters of this paper

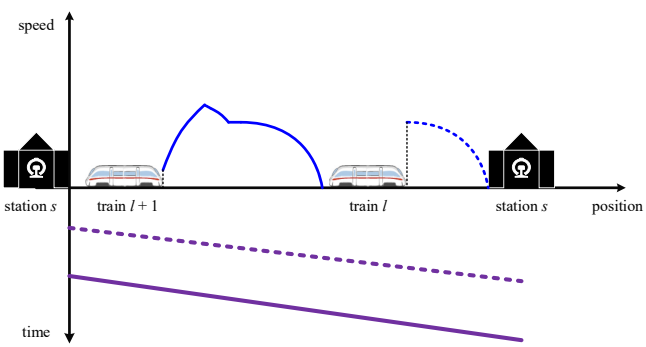

Source(s): Authors own work

Figure 1. Diagram of TTR-MTTO

Downloaded from http://ftp.nowpublishers.com/rs/article-pdf/2/3/358/2163678/rs-05-2023-0022.pdf by guest on 25 May 2026

"speed-traction force" curve. $B(v)$ is calculated similarly to $F(v)$. W_1 will produce when the train enters the ramp, curve and tunnel sections. Moreover, we mainly consider the additional resistance caused by ramps. W_0 is calculated by the empirical formula (Peng & Liu, 2009), i.e.

$$W_0 = \alpha_1 + \alpha_2 \cdot v_{l,x} + \alpha_3 \cdot (v_{l,x})^2 \tag{1}$$

where W_0 is a quadratic function of train speed $v_{l,x}$.

The train running conditions in different forces are divided into traction, cruising, coast and braking. The resultant force $C(v)$ under different running conditions is calculated as

$$C(v) = \begin{cases} F(v) - W_0 - W_1, \text{traction} \\ 0, \text{cruising} \\ -W_0 - W_1, \text{coast} \\ -B(v) - W_0 - W_1, \text{braking} \end{cases} \tag{2}$$

where cruising is the train running condition with partial traction or partial braking to keep the train running at a theoretically uniform speed. Coasting means that the train does not perform traction or braking force but only relies on the basic resistance and additional resistance to accelerate or decelerate. Notably, braking cannot be converted directly to the other three conditions but must be transitioned through the coast condition.

The train kinematics parameters at each position determine the arrival/departure times of the train timetable. We adopt the distance step method to calculate the train kinematics parameters, i.e. assuming that the resultant force on the train equals a constant within the relatively small distance step Δx. The train kinematics parameters, including acceleration, speed and time are computed as follows.

(1) Acceleration

$$\begin{cases} a_{l,x} = C_{l,x}(v)/m \\ a_{l,x} \le a_{\max} \\ a_{l,x} \le \delta_{\max} \cdot \Delta\Gamma_{l,x-1,x} + a_{l,x-1} \end{cases} \tag{3}$$

where the acceleration $a_{l,x}$ of train l at position x is constrained by the maximum acceleration $a_{\max}$ and maximum impact rate $\delta_{\max}$. The variable $\Delta\Gamma_{l,x-1,x}$ is the running time of train l within the distance step $(x-1, x)$.

(2) Speed

$$\begin{cases} v_{l,x} = \sqrt{(v_{l,x-1})^2 + 2 \cdot a_{l,x} \cdot \Delta x} \\ v_{l,x} \le \tilde{v}_{l,x}^k \end{cases} \tag{4}$$

for $v_{l,x}$ and $v_{l,x-1}$ are the speed of train l at position $x-1$ and x. $\tilde{v}_{l,x}^k$ is the TSR value when train l runs to position point x due to the influence of the kth TSR section.

(3) Passing time

$$\Gamma_{l,x} = \Gamma_{l,x-1} + \Delta\Gamma_{l,x-1,x} = \Gamma_{l,x-1} + \frac{v_{l,x} - v_{l,x-1}}{a_{l,x}} \tag{5}$$

where $\Gamma_{l,x}$ approximately equals to the passing time $\Gamma_{l,x-1}$ of train l at position $x-1$ plus the running time $\Delta\Gamma_{l,x-1,x}$ within the distance step $(x-1, x)$.

Downloaded from http://ftp.nowpublishers.com/rs/article-pdf/2/3/358/2163678/rs-05-2023-0022.pdf by guest on 25 May 2026

3.2 STTO algorithm

Since the objective function of TTR-MTTO is the total train delay, we mainly use the time-efficient driving strategy to generate the single-train trajectory. The time-efficient driving strategy consists of the train operating conditions of "maximum traction – cruising – coast – maximum braking" (Howlett, 1990). Moreover, the energy-efficient driving strategy is also considered as the secondary strategy. Therefore, the train kinematics parameters are calculated by a STTO algorithm based on the time-efficient (primary) and energy-efficient (secondary) driving strategies. Due to the influence of TSR, block section and station, the high-speed railway line is divided into different sections. The steps of the STTO algorithm are illustrated as follows.

(1) Denote the left boundary point of each section as the starting point. Then, solve the train's speed using Formula (4) under the maximum traction-cruising curve.

(2) Denote the right boundary point of each section as the starting point. Then, solve the train's speed using Formula (4) under the maximum braking-cruising curve.

(3) The train's actual speed in STTO is equal to the minimum value under the maximum traction-cruising curve in **Step (1)** and the maximum braking-cruising curve in **Step (2).** Then, calculate the other train kinematics parameters using Formulas (3) and (5).

In **Step (1)** and **Step (2)**, if the train's speed under maximum traction-cruising or maximum braking-cruising is greater than the speed restriction value of the current section, the train only applies partial traction force or partial braking force to make the train's actual speed equal the speed restriction value. According to the above steps, the flow chart can be illustrated in Figure 2.

4. TTR-MTTO approach

The high-speed railway network has massive station nodes easily influenced by unexpected emergencies that may cause widespread delays among multiple trains. It is difficult to model and address the TTR-MTTO problem because of strong coupling and nonlinear spatiotemporal constraints. Therefore, a novel TTR-MTTO approach is proposed based on the mutual information in CTCS and CTC.

Unlike the model-based method, we adopt a data-driven approach to optimize the multi-train tracking trajectories with the constraints of TSR and the maximum length of movement authority (MA). The multiple trains in the considered time domain are divided into the first train and other tracking trains. The first train's end of authority (EOA) is always the location of the approach signal at the next stopping station. Therefore, the first train' s trajectory under the TTR-MTTO method directly reads the corresponding data under the STTO algorithm in *Section 3.2*. The other trains' trajectories are calculated with the constraint of TSR and MA according to the real-time position of the forward train. The steps of TTR-MTTO are illustrated as follows.

(1) Collect spatiotemporal information in the high-speed railway signaling system.

The necessary spatiotemporal information is the input data of the TTR-MTTO approach. We collect the following spatiotemporal information according to the mutual process between CTCS and CTC.

CTC: the time range and spatial range of the TSR section; the departure sequences and departure times of multi-train at the original station; line parameters including ramps, slopes, neutral zones and TSR.

Radio Block Center (RBC): single-train's position, speed and passing time; MA request.

Computer-based interlocking (CBI): available route information; status of track circuit.

Downloaded from http://ftp.nowpublishers.com/rs/article-pdf/2/3/358/2163678/rs-05-2023-0022.pdf by guest on 25 May 2026

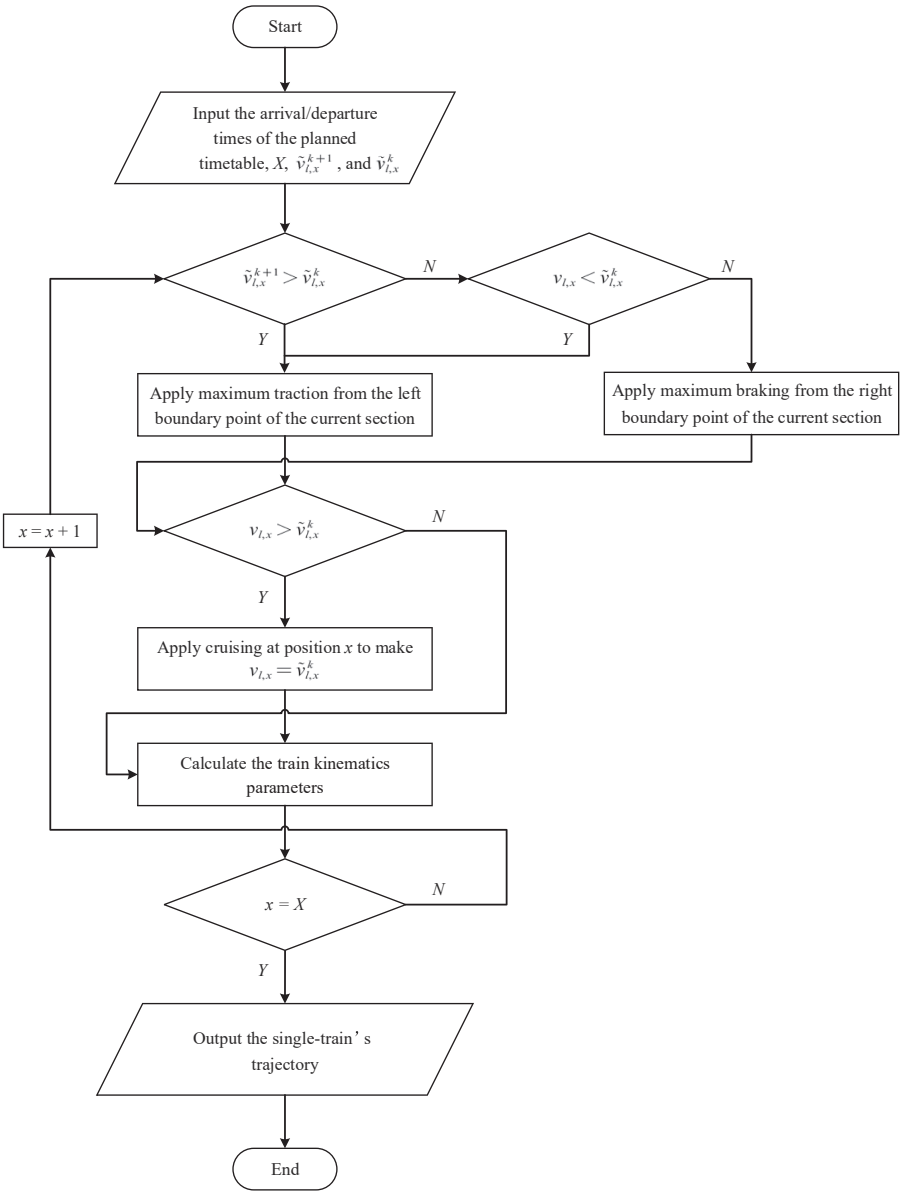

Figure 2.
Flow chart of the STTO algorithm

Source(s): Authors own work

(2) Establish the TSR constraints.

Since RBC updates the train position in a time step of 1 minute, let $\Gamma \in \{\Gamma_{\text{start}}, \Gamma_{\text{start}} + 1, \cdots, \Gamma_{\text{end}} - 1, \Gamma_{\text{end}}\}$ denote the current time instant. The entire time domain of TTR-MTTO's calculation is $[\Gamma_{\text{start}}, \Gamma_{\text{end}}]$. The time range and spatial range of the kth TSR section are $[\Gamma_{\text{left}}^{k}, \Gamma_{\text{right}}^{k}]$ and $[x_{\text{left}}^{k}, x_{\text{right}}^{k}]$, respectively.

Downloaded from http://ftp.nowpublishers.com/rs/article-pdf/2/3/358/2163678/rs-05-2023-0022.pdf by guest on 25 May 2026

If there is no TSR along the high-speed railway line, the backward tracking train can directly read the corresponding data under the STTO algorithm in *Section 3.2* as its trajectory. Instead, while calculating the multi-train tracking trajectories, the TSR constraint requires to be considered. Firstly, determine whether the backward tracking train $l+1$ is affected by TSR at the current time instant Γ.

The diagram of TSR influencing the backward tracking train $l+1$ can be described in Figure 3. The judgment basis can be designed as

$$x_{l+1,\Gamma}^{\mathrm{EOA}} > x_{\mathrm{left}}^{k} \; or \; x_{l+1,\Gamma} < x_{r\mathrm{ight}}^{k}, \Gamma \in \left[\Gamma_{\mathrm{left}}^{k}, \Gamma_{\mathrm{right}}^{k}\right] \tag{6}$$

(3) Calculate EOA and its speed of the backward tracking train.

According to the forward train l's position $x_{l,\Gamma-1}$ at the last time instant $\Gamma-1$, we calculate the EOA $x_{l+1,\Gamma}^{\mathrm{EOA}}$ and its speed $v_{l+1,\Gamma}^{\mathrm{EOA}}$ of the backward tracking train $l+1$ in the quasi-moving block system, i.e.

$$\begin{cases} x_{l+1,\Gamma}^{\mathrm{EOA}} = x_{l,\Gamma-1} - L_{\mathrm{train}} - L_{\mathrm{block}} - L_{\mathrm{safe}} \\ v_{l+1,\Gamma}^{\mathrm{EOA}} = 0 \end{cases} \tag{7}$$

where L_{train} is the train length, L_{block} is the distance between the backward train and its nearest block section and L_{safe} is the protection distance to prevent collision between the forward and backward trains.

(4) Optimize the trajectory of the backward train.

According to the train operating condition's composition of the time-efficient driving strategy, we calculate the multi-train trajectories to satisfy the objective of the TTR-MTTO approach. With the constraints of TSR and EOA, the heuristic method of optimizing the trajectory for the backward tracking train $l+1$ can be described in Figure 4, i.e.

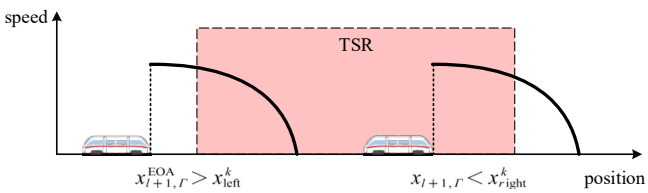

Source(s): Authors own work

Figure 3. Diagram of TSR influencing the backward tracking train

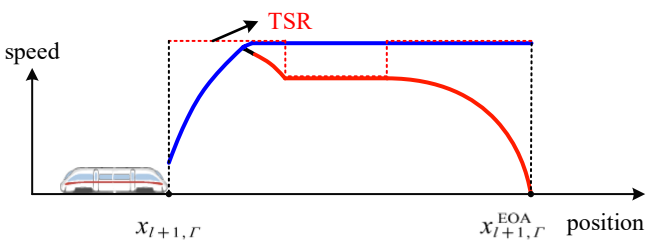

Source(s): Authors own work

Figure 4. Diagram of optimizing the trajectory for the backward tracking train

Downloaded from http://ftp.nowpublishers.com/rs/article-pdf/2/3/358/2163678/rs-05-2023-0022.pdf by guest on 25 May 2026

(4.1) Perform the maximum traction-cruising condition from $x_{l+1,\Gamma}$ to $x_{l+1,\Gamma}^{\mathrm{EOA}}$.

(4.2) Apply the maximum braking-cruising condition from $x_{l+1,\Gamma}^{\mathrm{EOA}}$ to $x_{l+1,\Gamma}$.

(4.3) The train's actual speed at each position within $[x_{l+1,\Gamma}, x_{l+1,\Gamma}^{\mathrm{EOA}}]$ equals the minimum value under the maximum traction-cruising condition in **Step (4.1)** and the maximum braking-cruising condition in **Step (4.2).**

(5) Generate the time-efficient train timetable.

The tracking trajectory of each train in the time domain $[\Gamma_{\mathrm{start}}, \Gamma_{\mathrm{end}}]$ is calculated by the heuristic method in **Step (4)**. In this way, we can predict all trains' arrival times, based on which the final time-efficient train timetable is generated.

In summary, the TTR-MTTO approach gives the recommended TTR solution to reduce the total train delay under the tight tracking condition of multiple trains, i.e. to optimize the train trajectory in the next block section with the planned departure time at the current station.

5. Numerical experiment

To validate the effectiveness of the proposed TTR-MTTO approach, we perform the numerical experiment on the actual high-speed railway and Electric Multiple Units (EMU). The planned arrival time of the single-train is calculated in the STTO algorithm without TSR. Then, a typical scenario of TSR is installed to verify that TTR-MTTO can directly generate the time-efficient train timetable. Finally, the superiority of TTR-MTTO is demonstrated in reducing total train delay compared with the traditional TTR approach.

5.1 Scenarios setup

The TTR-MTTO approach is performed on the Beijing-Tianjin high-speed railway, among which the immediate stations are Yizhuang, Yongle, Wuqing and Nancang. Nancang is a station that does not alight and board passengers. The EMU adopted is CR400AF. The parameters of the railway line and CR400AF are configured in Table 2. The time step of RBC updating MA is 1 min. To make a trade-off between the computation efficiency and solution equality of calculating the train trajectory, we refer to Wang, Zhang, and Yan, Ding (2022a) and install the distance step Δx as 10 m. The numerical experiment runs in C++ programming language with Intel Xeon Gold 5218 CPU@2.30 GHz and 32.0 GB RAM.

As for the TSR scenario, the speed restriction range is 40 km to 60 km of the Beijing-Tianjin high-speed railway. The value of TSR is 200 km/h. Denote the time domain from 6:20 to 6:40. Consider six trains in the time domain from 6:00 to 7:20.

Type	Parameters	Value	Unit
line	Total line length	117040	m
	Speed restriction in station throat area	80	km/h
	Length of block section	1950	m
	Protection distance	110	m
CR400AF	Mass	501000	kg
	Length	209	m
	Maximum speed	350	km/h
	Maximum acceleration	1	m/s^2
	Maximum impact rate	0.5	m/s^3

Source(s): Authors own work

Table 2. Parameters of the numerical experiment

Downloaded from http://ftp.nowpublishers.com/rs/article-pdf/2/3/358/2163678/rs-05-2023-0022.pdf by guest on 25 May 2026

5.2 Result analysis

We use the STTO algorithm to predict the first train's planned arrival time at each station without TSR, as listed in Table 3. The first train departs from Beijing South at 6:00. Notably, the arrival time (i.e. 6:25:45) of the train at Tianjin minus 6:00:00 equals the planned running time from Beijing South to Tianjin. This time is used to calculate the total train delay in the train timetable under the TSR scenario.

The traditional TTR approach (T-TTR) of dispatchers is used to verify the performance of TTR-MTTO. We adopt the above two approaches to calculate the results and changes of the following evaluation indexes, including the total train delay (TTD), the total energy consumption (TEC) and the computation time (CT), as shown in Table 4.

Since the rescheduling solution in TTR-MTTO is obtained with the tracking relationship and space-time constraints between multiple trains, TEC and CT in the proposed approach are larger than those in T-TTR. However, TTR-MTTO can reduce TTD by 60.60% compared with T-TTR due to the increasing traffic density. More time and spatial are available in TTR-MTTO to help dispatchers reduce the total train delay along the railway line.

Using TTR-MTTO, Figure 5 presents the multi-train tracking trajectories, which can also be used as the overspeed protection curve of the six trains. It can be seen that the six trains depart on schedule at Beijing South and operate closely in the block section from Beijing South to Tianjin. The trajectories can be transmitted from RBC to the trains within the jurisdiction to help safe driving. Notably, the horizontal projection in Figure 5 is also the rescheduling solution, from which the time-efficient train rescheduled timetable in TTR-MTTO is generated, as drawn in Figure 6. The solid and dotted lines represent the train rescheduled timetable in the TTR-MTTO and T-TTR approach, respectively. With the tight tracking mode in TTR-MTTO, the third to fifth trains can effectively use the buffer time in the block section to eliminate some train delays.

We can conclude that TTR-MTTO can assist the dispatcher in adjusting the train timetable and reduce the number of manual operations by dispatchers. Reducing dispatchers' work intensity can further improve the operation efficiency and emergency response capacity of high-speed railways.

Station	Position	Planned arrival time
Beijing South	K1 + 105	6:00:00
Yizhuang	K22 + 285	6:07:15
Yongle	K46 + 565	6:10:24
Wuqing	K84 + 454	6:16:54
Nancang	K107 + 969	6:20:57
Tianjin	K118 + 144	6:25:45

Source(s): Authors own work

Table 3. Planned arrival time of the first train

	TTD		TEC		CT/s	
Approach	Result/s	Change	Result/kW·h	Change	Result	Change
T-TTR	768.64	/	9299.28	/	96.81	/
TTR-MTTO	302.84	↓60.60%	9864.93	↑6.08%	175.97	↑81.77%

Source(s): Authors own work

Table 4. Evaluation indexes in TTR-MTTO and FSFS

Downloaded from http://ftp.nowpublishers.com/rs/article-pdf/2/3/358/2163678/rs-05-2023-0022.pdf by guest on 25 May 2026

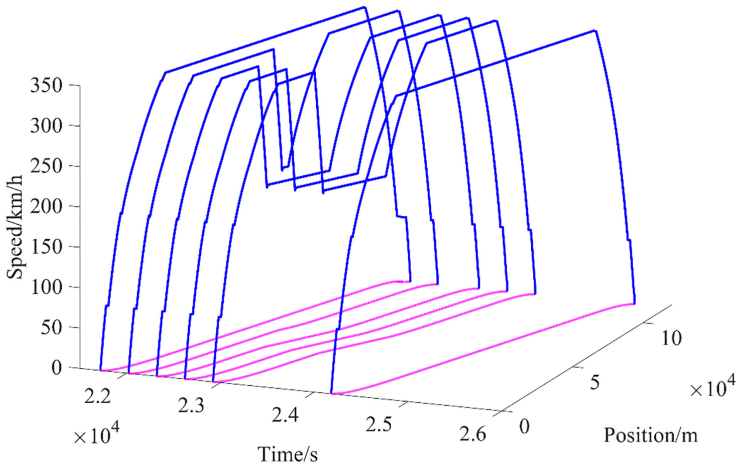

Figure 5.
Multi-train tracking trajectories in TTR-MTTO

Source(s): Authors own work

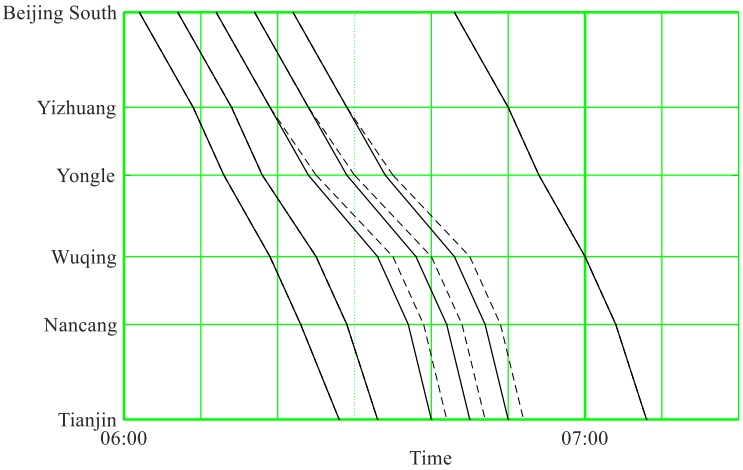

Figure 6.
Train rescheduled timetable in TTR-MTTO and T-TTR

Source(s): Authors own work

6. Conclusion

(1) This paper considers the TTR problem from the perspective of multi-train optimization control. Firstly, a single-train trajectory optimization model is established based on train dynamics and operating conditions. The train kinematics parameters are calculated to form the arrival/departure times of the train timetable. A STTO approach with the time-efficient strategy is adopted to optimize the single-train trajectory.

(2) With the spatiotemporal constraints and mutual information in CTCS and CTC, the data-driven TTR-MTTO approach is developed to optimize the multi-train tracking trajectories. The constraints of TSR and EOA are decoupled to calculate the

Downloaded from http://ftp.nowpublishers.com/rs/article-pdf/2/3/358/2163678/rs-05-2023-0022.pdf by guest on 25 May 2026

trajectory of the backward train. Each train's tracking trajectories in the time domain are integrated to generate the final time-efficient train timetable.

(3) The numerical experiment is performed on the Beijing-Tianjin high-speed railway line and EMU. Compared with the traditional TTR approach, the proposed TTR-MTTO approach can effectively reduce the total train delay. The multi-train tracking trajectories in TTR-MTTO can be used as the overspeed protection curve to help safe driving. The time-efficient train timetable is generated automatically to assist dispatchers in adjusting the stage plan.

(4) The TTR-MTTO approach can be used as a function module in CTC to improve the efficiency of railway management and emergency response. In our further study, we will consider optimizing multi-train tracking trajectories of the TTR-MTTO approach to reduce the total energy consumption and improve the computation efficiency based on the mode of "virtual coupling".

References

Cai, B., Sun, J., & Shangguan, W. (2019). Elastic adjustment strategy of dynamic interval optimization for high-speed train. *Journal of Traffic and Transportation Engineering*, *19*(1), 147–160.

Han, Z., Han, B., Li, D., Ning, S., Yang, R., & Yin, Y. (2021). Train timetabling in rail transit network under uncertain and dynamic demand using advanced and adaptive NSGA-II. *Transportation Research Part B: Methodological*, *154*, 65–99.

Howlett, P. (1990). An optimal strategy for the control of a train. *The Anziam Journal*, *31*(4), 454–471.

Khadilkar, H. (2018). A scalable reinforcement learning algorithm for scheduling railway lines. *IEEE Transactions on Intelligent Transportation Systems*, *20*(2), 727–736.

Lu, G., Shen, Z., Peng, Q., & Wang, C. (2021). Compressing arrival interval of high-speed trains by speed control within railway section. *Journal of the China Railway Society*, *43*(1), 19–27.

Luan, X., & Corman, F. (2022). Passenger-oriented traffic control for rail networks: An optimization model considering crowding effects on passenger choices and train operations. *Transportation Research Part B: Methodological*, *158*, 239–272.

Luan, X., Wang, Y., De Schutter, B., Meng, L., Lodewijks, G., & Corman, F. (2018a). Integration of real-time traffic management and train control for rail networks-part 1: Optimization problems and solution approaches. *Transportation Research Part B: Methodological*, *115*, 41–71.

Luan, X., Wang, Y., De Schutter, B., Meng, L., Lodewijks, G., & Corman, F. (2018b). Integration of real-time traffic management and train control for rail networks-Part 2: Extensions towards energy-efficient train operations. *Transportation Research Part B: Methodological*, *115*, 72–94.

Martin-Iradi, B., & Ropke, S. (2022). A column-generation-based matheuristic for periodic and symmetric train timetabling with integrated passenger routing. *European Journal of Operational Research*, *297*(2), 511–531.

Ning, L., Li, Y., Zhou, M., Song, H., & Dong, H. (2019). A deep reinforcement learning approach to high-speed train timetable rescheduling under disturbances. *2019 IEEE Intelligent Transportation Systems Conference (ITSC)*, Auckland, New Zealand (pp. 3469–3474). IEEE.

Pascariu, B., Sama, M., Pellegrini, P., D'Ariano, A., Rodriguez, J., & Pacciarelli, D. (2022). Effective train routing selection for real-time traffic management: Improved model and ACO parallel computing. *Computers & Operations Research*, *145*, 105859.

Peng, J., & Liu, G. (2009). *Traction and braking of EMU trains*. Beijing: China Railway Publishing House Press.

Peng, Q., Wang, C., & Lu, G. (2020). Compression method and simulation of train arrival interval based on utilization of arrival-departure track. *China Railway Science*, *41*(2), 131–138.

Downloaded from http://ftp.nowpublishers.com/rs/article-pdf/2/3/358/2163678/rs-05-2023-0022.pdf by guest on 25 May 2026

Rao, X., Montigel, M., & Weidmann, U. (2016). A new rail optimisation model by integration of traffic management and train automation. *Transportation Research Part C: Emerging Technologies*, *71*, 382–405.

Šemrov, D., Marsetič, R., Žura, M., Todorovski, L., & Srdic, A. (2016). Reinforcement learning approach for train rescheduling on a single-track railway. *Transportation Research Part B: Methodological*, *86*, 250–267.

Sheng, Z., Shangguan, W., Cai, B., Zhong, Q., & Song, H. (2021). High-speed train separation optimization based on model of "time space occupation band" under moving block system. *Journal of the China Railway Society*, *43*(5), 87–96.

Song, H., Shangguan, W., Sheng, Z., & Zhang, R. (2021). Optimization method of dynamic trajectory for high-speed train group based on resilience adjustment. *Journal of Traffic and Transportation Engineering*, *21*(4), 235–250.

Szpigel, B. (1973). Optimal train scheduling on a single track railway. *Journal of Operations Research*, *72*, 343–351.

Tang, L., D'Ariano, A., Xu, X., Li, Y., Ding, X., & Samà, M. (2021). Scheduling local and express trains in suburban rail transit lines: Mixed–integer nonlinear programming and adaptive genetic algorithm. *Computers & Operations Research*, *135*, 105436.

Wang, P., & Goverde, R. M. (2017). Multi-train trajectory optimization for energy efficiency and delay recovery on single-track railway lines. *Transportation Research Part B: Methodological*, *105*, 340–361.

Wang, P., & Goverde, R. M. (2019). Multi-train trajectory optimization for energy-efficient timetabling. *European Journal of Operational Research*, *272*(2), 621–635.

Wang, R., Zhou, M., Li, Y., Zhang, Q., & Dong, H. (2019). A timetable rescheduling approach for railway based on Monte Carlo tree search. *2019 IEEE Intelligent Transportation Systems Conference (ITSC)*, Auckland, New Zealand (pp. 3738–3743).

Wang, R., Zhang, Q., Yan, L., & Ding, S. (2022a). Online deduction of train operation situation under regional temporary speed restriction. *Railway Transport and Economy*, *44*(7), 127–132.

Wang, R., Zhang, Q., Zhang, T., Lin, P., Ding, S., & Yuan, Z. (2022b). Real-time rescheduling approach of train operation for high-speed railways using problem-specific knowledge under a station blockage. *Scientia Sinica Informationis*, *52*(11), 2121–2140.

Ye, H., & Liu, R. (2016). A multiphase optimal control method for multi-train control and scheduling on railway lines. *Transportation Research Part B: Methodological*, *93*, 377–393.

Zhan, S., Wong, S. C., Shang, P., Peng, Q., Xie, J., & Lo, S. M. (2021). Integrated railway timetable rescheduling and dynamic passenger routing during a complete blockage. *Transportation Research Part B: Methodological*, *143*, 86–123.

Zhu, Y., & Goverde, R. M. (2021). Dynamic railway timetable rescheduling for multiple connected disruptions. *Transportation Research Part C: Emerging Technologies*, *125*, 103080.

Corresponding author
Qi Zhang can be contacted at: gorgeous@139.com

For instructions on how to order reprints of this article, please visit our website:
www.emeraldgrouppublishing.com/licensing/reprints.htm
Or contact us for further details: **permissions@emeraldinsight.com**

Downloaded from http://ftp.nowpublishers.com/rs/article-pdf/2/3/358/2163678/rs-05-2023-0022.pdf by guest on 25 May 2026